Louisiana CAT

2026 TECHNICAL
TRAINING CATALOG



ELEVATE YOUR SKILLS. IGNITE YOUR SUCCESS.

Table of Contents

Contact Information ……5

General Information ……..6

Customer Registration Form...……..7

Employee Enrollment Form …… 8

Dealer Performance Center (Web-Based Training) ……9

Course Offerings

Electronics Fundamentals ……10

Electronics Troubleshooting ILT ……12

Electronic Sensors and Control Logics ……13

Hydraulics Troubleshooting ……14

Powertrain Troubleshooting ……15

Powertrain Troubleshooting – Advanced……16

Hydraulic Hammer Training……..17

Air Conditioning Troubleshooting ……18

Fuel Systems Troubleshooting ……19

Engine Diagnostics ……20

Introduction to Emission Systems ……21

Emissions Systems Troubleshooting……..22

D3500 Engine Operation, Maintenance & Electrical……24

D3500 Engine Master Mechanic ……25

D3500E Tier 4 Operation & Maintenance……26

C280 Engine Master Mechanic ……27

D3600 Engine Master Mechanic ……..28

G3600 Engine Master Mechanic……...29

C32 Engine Operation, Maintenance & Electrical …….30

C175 Engine Electrical, Operation & Maintenance ……31

Marine Engine Systems (Internal) ……. …….. 32

Marine Control Systems (Internal) …….. 33

Applied Failure Analysis I ……34

Applied Failure Analysis II ……...35

Component Reuse (Internal) ……36

Performance Based Gas Engines……37

Product Health Command® Training* (Internal)……39

Cat Electronic Technician & SIS 2.0 Overview……..40

Training Facility Information

New Iberia/Lafayette Area Travel Information ……..41

Morgan City Area Travel Information ……43

ELEVATE YOUR SKILLS.
IGNITE YOUR SUCCESS.

Louisiana Cat is here to serve the needs of our customers by offering opportunities to increase the skill level of their operators and technicians, making them more productive and efficient.

Louisiana Cat is proud to be a Caterpillar Regional Dealer Learning Center (RDLC) which allows us to operate as an extension of Caterpillars Learning Center. Our accreditation is reevaluated by Caterpillar every two years to ensure we are providing those we train with superior experience in a state-of-the-art facility with the best training aids and instructors.

Technical training through Louisiana Cat can help you reduce your operating costs and meet your goals. Our programs will teach your team to maximize the performance of your Caterpillar product while reducing costly downtime, increasing safety in your workplace, and enhancing your ROI.

Many courses are available online, at our training facilities here in Louisiana, or on your job site.

Don’t see what you are looking for? Louisiana Cat’s team of dedicated instructors can provide you with training programs and materials that are engine-specific, machine-specific, or application-specific. We would be happy to meet with you to discuss your needs, goals, and objectives, and develop a custom course to fulfill your requirements.

Reach out to training@louisianacat.com for more information.

Training Department Staff

Micah Blanchard
Training & Development Manager
Reserve, Louisiana
micah.blanchard@louisianacat.com

Emma Foret
Workforce Development Coordinator
Reserve, Louisiana
Allie.leblanc@louisianacat.com

Eric Dupuis
Marine Engine Instructor
Morgan City, Louisiana
eric.dupuis@louisianacat.com

Greg Boudreaux
Electronics & Machine Instructor
New Iberia, Louisiana
greg.bodreaux@louisianacat.com

Michael Baker
Regional Training Supervisor
New Iberia, Louisiana
michael.baker@louisianacat.com

Lucas Vincent
Technical Training Supervisor
Electronics & Engine Instructor
New Iberia, Louisiana
lucas.vincent@louisianacat.com

Camille Nereaux
Training Coordinator
New Iberia, Louisiana
Camille.nereaux@louisianacat.com

Ashleigh Gross
Machine Instructor
New Iberia, Louisiana
ashleigh.gross@louisianacat.com

Ryan Boyce
Certified Dealer Instructor (CDI)
Reserve, Louisiana
ryan.boyce@louisianacat.com

Justin Guillory
Certified Dealer Instructor (CDI)
Reserve, Louisiana
justin.guillory@louisianacat.com

Training Facilities

Louisiana Cat
6111 Port Road
New Iberia, LA
Tel: 337-374-1901

Louisiana Cat
9592 Highway 182 East
Morgan City, LA
Tel: 985-631-0561

Class Schedules

Upon request, Louisiana Cat will assist each customer in scheduling their requested classes. The current class schedule is posted on our company website at www.louisianacat.com. Training information can be found under the heading “Parts and Services” or click on the training solutions icon. Then, go to Technician Training to find the 2026 Technician Training Schedule.

Registration/Enrollment

A completed Registration Form is required per participant. The registration form can be found on our company website at www.louisianacat.com. The completed registration form should be sent to: training@louisianacat.com

Course Fees

Course fees are listed next to each course under the available classes section. The fees include the course, handouts, course material on flash drive, and lunch each day except for the last day that classes are held. All classes take place at our training centers located in either Morgan City or New Iberia & begin at 8am.

A cancellation fee applies if notification is not provided in advance of one week prior to the scheduled class date. This late cancellation fee is $450.00 per participant. If the participant fails to provide advance notification (via email) of enrollment cancellation, the full class fee is due. If Louisiana Cat cancels the class for any reason, no fee will be charged.

Clear Form

Louisiana Cat Training Registration Form:

Louisiana CAT

MAIL: **Louisiana Cat Training**
Louisiana Cat
6111 Port Road
New Iberia LA. 70560

CONTACT: Camille Nereaux or Training Department

PHONE: 337-374-1901, ext #2742

E-MAIL: Training@LouisianaCat.com

DATE: _____

COMPANY NAME: _____

COMPANY BILLING ADDRESS: _____

CITY: _____ STATE: _____ ZIP CODE: _____

COMPANY PHONE: _____

PAYMENT INFORMATION

Credit Card

CARD #: _____

3-DIGIT SECURITY #: _____

EXPIRATION DATE: _____

NAME ON CARD: _____

CARD TYPE: _____

Purchase Order

PURCHASE ORDER #: _____

ACCOUNT NAME: _____

Special Billing Instructions : _____

ie location, _____

rig, vessell, _____

division _____

Credit Card payments will be processed on the first day of the class, and a copy of the receipt and invoice will be emailed to the address specified below. If declined, student will not be able to remain in class. Please note if using Purchase Order you must have an exixting Louisiana Cat Account with no outstanding payments to Training Department.

REMIT TO EMAIL ADDRESS: _____ ZIP CODE: _____

MAILING ADDRESS: _____ CITY : _____ STATE: _____

COURSE INFORMATION

COURSE CODE: _____ COURSE DATE: _____

LOCATION: _____

COURSE TITLE: _____ COST: _____

PARTICIPANT INFORMATION

***Participant Name - Please document the name as you would like it to appear on the certificate.**

FIRST NAME: _____

MIDDLE INITIAL: _____

LAST NAME: _____

E-MAIL: _____

MANAGER or TRAINING COORDINATOR APPROVAL REQUIRED:

NAME: _____

EMAIL: _____

PHONE: _____

V.2023_7

Email Form To Louisiana Cat

Employee Training Enrollment Form

*Today's Date: _____

*Technician Name: _____

*Technician Email Address: _____

*Course Title: _____

*Course Date: _____

*Class Location: _____

*Store Location: _____

*Manager Name: _____

*Manager Phone Number/Email: _____

*Purchase Order Number: _____

*Authorized Signature: _____

**Required for confirmation of enrollment*

Forward all training enrollments to:

training@louisianacat.com
(337) 374-1901

- Lodging and transportation are not included
- Lunch will be provided except on the last day of classes if the last day is a ½ day.
- Louisiana Cat reserves the right to cancel any class at their discretion if fewer than four (4) participants are enrolled.

Safety Equipment/Proper Attire

Participants must bring approved safety glasses with side shields and wear steel toe shoes. Classes involve hands-on lab activities, and suitable attire is required; short pants, sleeveless shirts and canvas tennis shoes are not allowed. Participants dressed inappropriately will not be able to participate in exercises and will not receive qualification credentials. No reimbursement will be given for class costs.

Dealer Performance Center (DPC)

Dealer Performance Center (or DPC) is our online training website. Using our online training website, you will experience easy to use engaging videos and interactive training, all with the click of a mouse. By taking our suggested learning classes online, you will increase the value of your training. Our online courses are available 24 hours a day, 7 days a week and are also available in various languages. We suggest that you take our "Suggested Self-Study" classes online prior to attending our Instructor-Led courses to increase the value of your training.

DPC is a best-in-class solution for all training and development needs. The goal is to offer Caterpillar dealers and customers a one-source solution for learning and development. All tools necessary to organize and launch an effective learning plan can be found in DPC while keeping track of all course transcript details in one place. Flexibility and ease of use are just some of the benefits.

How It Works:

- A subscription is required to access DPC
- Subscriptions can be purchased ***per individual*** user at a cost of **$375 per individual per year**
- Individual subscriptions are valid for one year from the date of activation, and do not renew automatically
- A DPC Subscription gives the learner access to several web-based courses

To fully process a DPC request, we will need:

- Student Name
- Company Name
- Company Physical Address
- Company Mailing Address
- Company Phone Number
- Company Parish/County
    - Please note that for new subscriptions, it takes approximately 3-5 business days to successfully activate. Once activated, you will receive notification from the Louisiana Cat DPC Administrator that the accounts have been activated, the login information for each account, and a helpful user guide for everyone.

Currently, Louisiana Cat offers some Instructor-Led Courses that require DPC access as a prerequisite. Those courses are as follows: **AFA I, AFA II, D3500 Master Mechanic, D3600 Master Mechanic, G3600 Master Mechanic, Electronics Troubleshooting ILT.** Please note that for **AFA I**, **Electronics Troubleshooting ILT** there are online courses that need to be completed prior to attending the class.

The following classes have suggested online courses that DPC access is needed: **Electronics Fundamentals, Fuel Systems Troubleshooting, Engine Diagnostics, Emission Systems Troubleshooting and Performance Based Gas Engines.**

Electronics Fundamentals

COURSE NUMBER: 52664

CLASS DESCRIPTION:

This is a foundational course to aid mechanical technicians in transition to electrical and electronic systems repair. This course teaches participants the procedures for maximizing battery life and reducing operational costs while reducing the environmental impact in disposing of spent batteries. Each participant is provided hands-on experience with electrical tools used to diagnose circuit faults and understand the effects of open and shorted conductors. It also includes hands-on testing of various charging and starting systems in the lab facility.

LEARNING OBJECTIVES:

Upon completion, the participant will be able to:

- Identify safety concerns related to electrical energy for the prevention of accidental exposure, equipment damage and injury
- Identify and service connectors
- Identify types of electrical circuits: series, parallel and series/parallel
- Navigate and interpret schematics
- Explain pull-up voltage and its function in a circuit
- Use service resources to troubleshoot diagnostic codes and diagnose input/output circuits
- Review and use the information within Ugly's electrical handbook
- Utilize Ohm's Law, measure and calculate I, E and R in electrical circuits
- Repair wiring harness utilizing Caterpillar wiring and terminal repair kits
- Identify the effects of open and/or unwanted path to ground within a circuit
- Identify operation and maintenance concerns that shorten battery life and perform maintenance procedures that do not shorten battery life
- Explain the importance of proper electrolyte concentrations
- Measure a battery's level of charge and properly recharge the battery without shortening its operational life
- Explain the sign wave signal produced within the alternator and how the signal is transformed into DC voltage
- Measure current draw at various starting system circuits and compare to specification for diagnosing system faults
- Assemble electrical circuits on a training aid & measure electrical circuits using DMM
- Identify basic components & apply Ohm's Law to solve unknown circuit valves
- Diagnosing basic circuit faults
- Identify inputs and outputs and measure their signals
- Navigate and interpret schematics
- Use service resources to correctly diagnose battery, starter & alternator faults
- Successfully flash an ECM using ET

REQUIRED EQUIPMENT: Safety glasses with side shields, gloves, safety footwear, and long pants.

PREREQUISITES:

Suggested Self Study - Web based classes available in DPC

- FEL01 Basic Electricity
- FEL02 Electrical Circuits
- FEL03 Basic Electrical Components
- FEL04 Solid Waste Components
- FEL05 Wires and Connectors
- FEL06 Battery
- FEL07 Magnetism
- FEL08 Charging System
- FEL09 Starting System
- FEL10 Introduction to Electronic Control Systems
- FEL11 Introduction to Monitoring Systems
- FEL12 Introduction to Product Technologies
- FEL13 Electrical Schematics and Symbols
- FEL14 Introduction to Cat ET

COURSE DURATION: 4.5 Days; 36 Hours

COURSE COST: $2,175.00 USD per participant

***DPC Subscription**

Electronics Troubleshooting ILT *

COURSE NUMBER: 52647

CLASS DESCRIPTION:

This course is a redesigned version of Electronics Troubleshooting 1 that offers a higher ratio of hands-on labs for skills development. This new version provides the learner with various fault scenarios for analyzing proper component operation and system response under different failure mode conditions. With an emphasis on the troubleshooting procedures, the most critical FMI codes will be reviewed and discussed, -3, -4, -5, -6, -8, -9, and -14.

Given this course is heavily on hands-on skills development, the participants should have working knowledge of basic circuits, circuit faults, multi-meter use, electrical schematics interpretation, basic Cat ET, and servicing connector prior to attending this course.

LEARNING OBJECTIVES: Upon completion, the participant will be able to:

- Troubleshoot ECU's
- Troubleshoot CAN and CDL datalinks using volts and resistance
- Troubleshoot fault codes related to input circuits
- Troubleshoot fault codes related to output circuits

PREREQUISITES: Electronics Fundamentals – 52664 ILT

Online Modules available in DPC

- AEL01 Electrical Diagnostics Resources
- AEL02 Input Components
- AEL03 Electronic Control Units (ECUs)
- AEL04 Output Components
- AEL05 Data Links
- AEL06 Next Generation Electronic Architecture (NGEA) Introduction

COURSE DURATION: 4.5 Days; 36 Hours

COURSE COST: $2,750.00 USD per participant

* **DPC Subscription Required**

Electronic Sensors & Control Logics

COURSE NUMBER: 40807

CLASS DESCRIPTION:

This course is an in-depth study of effective techniques utilized for troubleshooting Caterpillar electronic engine control systems. The course will cover electronic components and their functions for all electronic systems. It will teach the use of the diagnostic tooling required to troubleshoot and repair electronic engine systems, basic troubleshooting techniques, and basic control logics. Engines covered will include 3116, 3126 HEUI, 3176/3176B, C-10, C-12, C-15 and 3406 B/C/E.

LEARNING OBJECTIVES:

Upon completion, the participant will be able to:

- Recognize engine components and understand their functions
- Recognize and use service and diagnostic tooling (Service Technician Workbench, ET, Flash)
- Obtain factory passwords
- Establish program parameters
- Calibrate and adjust electronic engine components
- Troubleshoot electronic systems, differentiating electrical hardware and harness problems from electronics
- Describe the troubleshooting process
- Troubleshoot and repair electronic engine control systems.
- Diagnose and repair intermittent problems
- Isolate mechanical, OEM and perceived problems
- Demonstrate a working knowledge of:
    - Service Information System (SIS)
    - Electronic Technician (ET)
    - Flash procedures
- Use Cat Tooling to repair any harness problems

REQUIRED EQUIPMENT: Safety glasses with side shields, safety footwear, and long pants.

PREREQUISITES:

Instructor Led Course

- Electronics Fundamentals – 52664 ILT
- Electronics Troubleshooting ILT – 52647

COURSE DURATION: 4.5 Days; 36 Hours

COURSE COST: $2,175.00 USD per participant

Hydraulics Troubleshooting

COURSE NUMBER: 40810

CLASS DESCRIPTION:

This course is designed to familiarize the participant with basic hydraulics tests and inspection techniques required to demonstrate diagnostic procedures with hydraulic concerns.

LEARNING OBJECTIVES:

Upon completion, the participant will be able to:

- Outline the safety procedures to follow when working or checking high-pressure hydraulics
- Identify hydraulic symbols relating to Cat products
- Explain how to use a hydraulic schematic, to understand graphic symbols and how they are used in the make-up of a hydraulic schematic
- Explain the fundamental principles of pressure and flow, describe the operation of basic hydraulic components and explain how these components are combined to do their many jobs

REQUIRED EQUIPMENT: Safety glasses with side shields, safety footwear, and long pants.

PREREQUISITES:

Instructor Led Courses

- Electronics Fundamentals – 52664
- Electronics Troubleshooting ILT - 52647 (54226 equivalent)
- Electronic Sensors and Control Logics - 40807

CLASS DURATION: 4.5 Days; 36 Hours

CLASS COST: $2,175.00 USD per participant

Powertrain Troubleshooting

COURSE NUMBER: 40811

CLASS DESCRIPTION:

This course covers basic powertrain theory, studying the various components used in Caterpillar equipment. The topics include, but are not limited to, the transmissions and differentials, torque converters, final drives and axles.

LEARNING OBJECTIVES:

Upon completion, the participant will be able to:

- Identify powertrain components
- Discuss system operations and component functions
- Locate pressure testing ports and specifications
- Demonstrate safety procedures for working on or checking powertrain systems included

REQUIRED EQUIPMENT: Safety glasses with side shields, safety footwear, and long pants.

PREREQUISITES:

Instructor Led Courses

- Electronics Fundamentals – 52664
- Electronics Troubleshooting ILT - 52647 (54226 equivalent)
- Electronic Sensors and Control Logics - 40807
- Hydraulics Troubleshooting - 40810

COURSE DURATION: 4.5 Days; 36 Hours

COURSE COST: $2,175.00 USD per participant

Advanced Powertrain Troubleshooting

COURSE NUMBER: 40812

CLASS DESCRIPTION:

This course covers basic powertrain operation, the various components, and systems operation. The topics include but are not limited to the electrical, mechanical, and hydraulic control systems of the basic powertrain units.

LEARNING OBJECTIVES:

Upon completion, the participant will:

- Have a better working knowledge of powertrain control systems
- Be able to identify and explain component operations
- Locate and demonstrate testing and adjusting procedures on powertrain control systems
- Demonstrate safety procedures used when troubleshooting & powertrain systems

REQUIRED EQUIPMENT: Safety glasses with side shields, safety footwear, and long pants.

PREREQUISITES:

- Hydraulics Troubleshooting – 40810 ILT
- Powertrain Troubleshooting – 40811 ILT

COURSE DURATION: 3 days / 24 hours

COURSE COST: $1,675.00 USD

Hydraulic Hammer Training

COURSE NUMBER: 54464

CLASS DESCRIPTION:

This course is designed to familiarize the participant with Pre Delivery Inspection (PDI) procedures as well as maintenance, disassembly, assembly and charging procedure

LEARNING OBJECTIVES:

Upon completion, the participant will be able to:

- Perform Pre-Delivery Inspection
- Maintenance and inspection while hammer is in use
- Disassembly and assembly procedure
- Pressure relieving and charging of the accumulators

REQUIRED EQUIPMENT: Safety glasses with side shields, safety footwear, and long pants.

PREREQUISITES:

Instructor Led Courses

- Electronic Fundamentals – 52664
- Electronic Troubleshooting ILT – 52647
- Electronic Sensors & Control Logic – 40807
- Hydraulic Troubleshooting - 40810

COURSE DURATION: 3 Days; 24 Hours

COURSE COST: $1,675.00 USD per participant

Air Conditioning Troubleshooting

COURSE NUMBER: 40806

CLASS DESCRIPTION:

This course is designed to introduce the technician to the basic principles and theories of air conditioning in relation to Caterpillar equipment.

LEARNING OBJECTIVES:

Upon completion, the participant will be able to:

- Understand basic fundamentals of AC systems, identification of system components and component functions
- Utilize tooling to inspect and test operating air conditioner system on various Caterpillar machines
- Understand governmental laws, safety and handling concerns of air conditioning refrigerant
- Perform the efficient process for refrigerant recovery and charging of an air conditioner system
- Effectively execute charging and recharging of the air conditioning system

REQUIRED EQUIPMENT: Safety glasses with side shields, safety footwear, and long pants.

PREREQUISITES: None

COURSE DURATION: 3 Days; 24 Hours

COURSE COST: $1,675.00 USD per participant

Fuel Systems Troubleshooting

COURSE NUMBER: 40808

CLASS DESCRIPTION:

This course is an in-depth study of Caterpillar fuel systems for 3114, 3116, 3126, C7 & C9 series engines and the C10/C12, C15 and 3400 series engines. Participants learn fuel system disassembly and assembly procedures. Participants study Caterpillar pumps, governors, timing advance units, unit injectors and nozzles.

LEARNING OBJECTIVES: Upon completion, the participant will be able to:

- Explain the operating principles of the 3116, 3126, C-7, C-9 unit injector, Hydraulically Actuated Electronically Controlled Unit Injection (HEUI), and ACERT technology
- Explain the operation of current and new scroll fuel systems 3406, 3400-V
- Explain the operation of the C/10/12, 3406E, C15, 3400-V High performance, and 3400 HEUI fuel systems and ACERT technology
- Demonstrate the operation and adjustment of 3116, 3126, C7 & C9 fuel systems
- Correctly determine API fuel density
- Inspect 3116 unit injectors for damage
- Check and adjust 3116 and HEUI fuel settings
- Check and adjust 1.1 unit injector synchronization, rack setting and timing
- Evaluate how API fuel density affects performance
- Demonstrate the operation and adjustments of C15 and 3400-V fuel Systems.
- Check and adjust set point and low idle
- Check and adjust fuel settings
- Check injection tinting
- Test unit injectors and nozzles

REQUIRED EQUIPMENT: Safety glasses with side shields, safety footwear, and long pants.

PREREQUISITES:

Suggested Self Study - Web based classes available in DPC

- FSB18 Caterpillar - 7 Step Diagnostic Process Course - 26917
- Engine Performance Diagnostic Exercise 21 - 25946
- Engine Performance Diagnostic Exercise 18B – 25906

Instructor Led Courses

- Electronics Fundamentals – 52664
- Electronics Troubleshooting ILT - 52647
- Electronic Sensors and Control Logics - 40807

CLASS DURATION: 4.5 Days; 36 Hours

CLASS COST: $2,175.00 USD per participant

Engine Diagnostics

COURSE NUMBER: 40921

CLASS DESCRIPTION:

This course is an in-depth study of engine diagnostic and repair techniques. Much of the class time is spent with hands-on activities, diagnosing and correcting engine problems.

LEARNING OBJECTIVES:

Upon completion, the participant will be able to:

- Explain the operating principles of the 3116, 3126; C-7, C-9 unit injector, and HEUI fuel systems
- Demonstrate the operation and adjustment of 3116, 3126, C-7 & C-9 fuel systems
- Explain the use of diagnostic tools to perform basic troubleshooting on engine systems
- Measure and evaluate temperature and pressures of an operating engine
- Measure and evaluate inlet and exhaust manifold pressures and temperatures
- Determine the effects on the engine set point and engine performance by changing fuel settings, high idle, and timing

REQUIRED EQUIPMENT: Safety glasses with side shields, safety footwear, and long pants.

PREREQUISITES: Suggested Self Study - Web based classes available in DPC

- Engine Repair Diagnostic Exercise 17 - 26266
- Engine Performance Diagnostic Exercise 20 - 26920
- Engine Performance Diagnostic Exercise 21 - 25946
- Engine Performance Diagnostic Exercise 18B - 25906
- ER C01 - Cat Diesel Engines - 41134
- ER C06 - Diesel Engine Crankshaft - 40436
- ER C07 - Diesel Engine Front Gear Train - 41300
- ER C09 - Diesel Engine Connecting Rod Assembly - 41301
- ER C12 - Cat Diesel Engine Lubrication System - 41304
- ER C13 - Cat Diesel Engine Oil Pumps - 41305

Instructor Led Courses

- Electronics Fundamentals – 52664
- Electronics Troubleshooting ILT - 52647
- Electronic Sensors and Control Logics – 40807
- Fuel Systems Troubleshooting – 40808

CLASS DURATION: 4.5 Days; 36 Hours

CLASS COST: $2,175.00 USD per participant

Introduction to Emission Systems

COURSE NUMBER: **40813**

CLASS DESCRIPTION:

This course covers the basic Tier 4 emissions Theory. Studying the various components used in Cat Tier 4 systems, these topics include but are not limited to Air, Fuel, & Def systems operations separate & together, and how they affect the environment. The course is designed to give the participant a working understanding of the components & operation of the emission reduction systems, developed by Cat, & what can affect performance.

LEARNING OBJECTIVES:

This course is designed to enable the participant to identify, troubleshoot, diagnose, & repair Cat Tier 4 Final engines & emission systems. Helping to educate the participant in systems & component operation, to become more familiar with design & troubleshooting.

REQUIRED EQUIPMENT: Safety glasses with side shields, safety footwear, and long pants.

PREREQUISITES:

Electronic Fundamentals ILT – 52664

FEN12 Introduction to Emissions Systems - 55673

COURSE DURATION: 3 days / 24 hours

COURSE COST: $1675.00 USD

Emissions Based Troubleshooting

COURSE NUMBER: **40814**

CLASS DESCRIPTION:

This course is designed to teach Dealer Technical Personnel the system operation and troubleshooting procedures of all the various emission systems and associated technologies across the C3.6 to C18 engine range.

LEARNING OBJECTIVES:

At the completion of this course, the participants should be able to demonstrate the following knowledge:

- Describe emission systems regulation
- Identify emission systems technologies and components
- Recognize engine fluid requirements
- Explain pre-treatment systems operation and strategies
- Explain post-treatment systems operation and strategies
- Explain emission systems electronic architectures
- Explain thermal management technologies and strategies
- Describe operator interface systems and inducement strategies
- Perform Diesel Emission systems testing and adjusting
- Perform the Emission systems Diagnostic/Troubleshooting

REQUIRED EQUIPMENT: Safety glasses with side shields, safety footwear, and long pants.

PREREQUISITES:

Instructor Led Training Courses

- Electronic Fundamentals ILT (52664)
- Introduction to Emission Systems (40813)
- Electronics Troubleshooting ILT (52647)
- Fuel Systems Troubleshooting ILT (40808)
- Engine Diagnostics ILT (40921)

Web Based Training Courses

- Introduction to Tier 3 ACERT™ Technology Part 1 33810
- Introduction to Tier 3 ACERT™ Technology Part 2 33811
- FEN12 Introduction to Emissions Systems 55673
- AEN11 Emissions Systems Troubleshooting 56152
- Tier 4 Interim - Systems Overview 33963
- Tier 4 Interim Aftertreatment 33979
- Tier 4 Interim - Air Systems 33980

- Tier 4 Interim Regeneration Strategy 33983
- Tier 4 Interim Regeneration Operator Interface 33984
- Tier 4 Final C7.1 to C18 Engine Systems Overview 40223
- Tier 4 Final Operator Interface Warnings and Inducements 40917
- Tier 4 Final C4.4 ACERT and C7.1 ACERT Engine Overview 42255

COURSE DURATION: 4.5 Days

COURSE COST: $2,750.00 USD per participant

D3500 Engine Operation, Maintenance & Electrical

COURSE NUMBER: 41875

CLASS DESCRIPTION:

This course covers air, lubrication, cooling and fuel engine systems. Lab activities include Electronic Technician on the D3500 Electronic engines. Hands-on troubleshooting of fully functioning D3512C and D3508B engines.

LEARNING OBJECTIVES:

Upon completion, the participant will understand:

- Engine systems
- Basic maintenance and troubleshooting on D3500 electronic engine
- Be able to set valves and injectors on a D3500 engine
- Use the electronic instrument panel
- Use the Caterpillar ET program
- Read and decipher electronic codes
- Basic D3500 electronics

REQUIRED EQUIPMENT: Safety glasses with side shields, safety footwear, and long pants.

PREREQUISITES: None

COURSE DURATION: 3.5 Days; 28 Hours

COURSE COST: $2,000.00 USD per participant

D3500 Engine Master Mechanic *

COURSE NUMBER: 26247

CLASS DESCRIPTION:

The primary focus of this course is the planned maintenance and repairs for the Caterpillar 3500 A, B, C, and E diesel engines. It involves hands-on iron activities covering troubleshooting techniques, operations and adjustments.

LEARNING OBJECTIVES:

Upon completion, the participant will be able to:

- Understand the operation principles and flow of 3500 engine systems for lubrication, cooling, fuel and air intake / exhaust
- Identify the differences between the 3500 A, B, C, and E Series engines
- Accurately check and set the bridges, valves, injector heights and injector synchronization
- Disassemble and assemble the heads, cylinder packs
- Demonstrate the ability to perform fuel quality (API) correction factors to determine the actual horsepower being produced by an engine
- Remove and install an after cooler, camshaft, and a turbocharger cartridge assembly and replace main bearings
- Troubleshoot engine related iron problems
- Remove, install and perform settings on a 3161 governor

REQUIRED EQUIPMENT: Safety glasses with side shields, safety footwear, and long pants.

PREREQUISITES: None

COURSE DURATION: 4.5 Days; 36 Hours

COURSE COST: $2,750.00 USD per participant

***DPC Subscription**

D3500E Tier 4 Operation & Maintenance

COURSE NUMBER: **55004**

CLASS DESCRIPTION: **D3500E Tier 4 Operation & Maintenance**

This course is designed to familiarize the participant with the basic maintenance & operation on a D3500E Tier 4 engine, and all of the engine systems consisting of the cooling, oil, fuel, and intake & exhaust with after treatment. Navigation of the Cat Marine Engine Control Panel III and Color Marine Power Display Panels. Understanding the basic operation and maintenance of the Cat Marine air assist after treatment system.

LEARNING OBJECTIVES: Upon completion, the participant will be able to:

- Identify basic engine systems (cooling, oil, fuel, air and exhaust systems with after treatment)
- Apply basic maintenance and operation on a D3500E electronic engine
- Navigate the Cat Marine Engine Control Panel III and Color Marine Power Display Panels

REQUIRED EQUIPMENT: Safety glasses with side shields, safety footwear, and long pants.

PREREQUISITES: None

COURSE DURATION: 1 day; 8 hours

COURSE COST: $500.00

**** CLASS SCHEDULED BY REQUEST ONLY**

C280 Engine Master Mechanic

COURSE NUMBER: 40809

CLASS DESCRIPTION:

Students will use the special tooling, Electronic Technician, to view and troubleshoot minor electrical problems with engine components. Upon completion, the participant will be able to: Understand basic operating principles of the C280 diesel engine systems. Remove and install a cylinder head, piston, connecting rod and cylinder liner. Remove and install a main bearing. Remove and install a camshaft segment and time the camshaft(s) to the crankshaft. Adjust valves, valve bridges, and the unit injectors. Have a basic understanding of the operation of Unit Injectors. Explain the internal and external flow of engine coolant and lube oil. Service the main and centrifugal oil filters.

LEARNING OBJECTIVES:

This course will cover systems operation and teach service procedures unique to the C280 diesel engine. Students will use the special tooling, Electronic Technician, to view and troubleshoot minor electrical problems with engine components. Upon completion, the participant will be able to: Understand basic operating principles of the C280 diesel engine systems. Remove and install a cylinder head, piston, connecting rod and cylinder liner. Remove and install a main bearing. Remove and install a camshaft segment and time the camshaft(s) to the crankshaft. Adjust valves, valve bridges, and the unit injectors. Have a basic understanding of the operation of Unit Injectors. Explain the internal and external flow of engine coolant and lube oil. Service the main and centrifugal oil filters.)

REQUIRED EQUIPMENT: Safety glasses with side shields, safety footwear, and long pants.

PREREQUISITES:

Instructor Led Courses

- Electronic Fundamentals – 52664 ILT
- Electronics Troubleshooting ILT - 52647 (54226 equivalent)
- Electronic Sensors and Control Logics – 40807 ILT

COURSE DURATION: 4.5 days; 36 Hours

COURSE COST: $2,500.00 USD per participant

D3600 Engine Master Mechanic *

COURSE NUMBER: 26244

CLASS DESCRIPTION:

This course covers system operation and teaches service procedures unique to 3606, 3608, 3612, and 3616/C280 Engines. Special tooling is used, which includes hydraulic tensioning equipment, to disassemble, assemble and adjust various engine components.

LEARNING OBJECTIVES:

After completion, the participant will be able to: Understand the basic operating principles of the D3600/C280 Engine and Components. Understand use of the Service Manual. Remove and install a cylinder head. Remove and install a piston, connecting rod and cylinder liner. Remove and install a main bearing. Remove and install a camshaft segment and time the camshaft(s) to the crankshaft. Adjust the valves and valve bridges. Synchronize and time the unit injectors. Understand the operating principles of the MUI and EUI fuel system. Check the rack stop setting and synchronize the governor or actuator to the engine. Understand the internal and external flow of engine coolant and lube oil. Service the main and centrifugal oil filters. Understand maintenance procedures and when to perform.)

REQUIRED EQUIPMENT: Safety glasses with side shields, safety footwear, and long pants.

PREREQUISITES: None

COURSE DURATION: 4.5 Days; 36 Hours

COURSE COST: $2,750.00 USD per participant

***DPC Subscription**

G3600 Master Mechanic *

COURSE NUMBER: 26242

CLASS DESCRIPTION:

This course covers mechanical service procedures unique to the G3600 gas engine. Special tooling, which includes hydraulic tensioning equipment, is used to disassemble, assemble, and adjust various components. The disassembly and assembly part of this course is similar to the 3600 Diesel Engine Master Mechanic Course (2820). However, the service and adjustment procedures apply only to the gas engines.

LEARNING OBJECTIVES:

Upon completion, the participant will be able to:

- Remove and install a cylinder head.
- Remove and install a piston, connecting rod, and cylinder liner.
- Remove and install a main bearing.
- Remove and install a camshaft segment and time the camshaft to the crankshaft.
- Adjust engine valve bridges, engine valves, and gas admission valves.
- Understand adjustments to the fuel control valve, waste gate, and choke valve linkages.
- Explain the internal and external flow of engine coolant and lube oil and explain temperature control of each system.

This course is designed for those who have a good theoretical and practical understanding of gas fueled engines and correct mechanical procedures.

REQUIRED EQUIPMENT: Safety glasses with side shields, safety footwear, and long pants.

PREREQUISITES: **None**

COURSE DURATION: 4.5 days; 36 Hours

COURSE COST: $2,750.00 USD per participant

* **DPC Subscription**

C32 Engine Operation, Maintenance & Electrical

COURSE NUMBER: 41641

CLASS DESCRIPTION:

This course covers product information, air, lubrication, cooling, fuel, engine electronics and monitoring systems, as well as Electronic Technician (ET) software and hardware. Lab activities include the removal and installation of injectors, the installation of injector flash files, and valve and injector adjustments. This course also involves hands-on troubleshooting of a fully functioning C32 engine.

LEARNING OBJECTIVES:

After completion, participants will understand:

- Engine systems
- Basic operation, maintenance and troubleshooting on a C32
- Remove and install C32 unit injectors
- Be able to set valves and injectors on a C32
- Use monitoring systems and control panels
- Use Caterpillar ET program
- Read and decipher electronic codes
- Basic electronics of a C32

COURSE DURATION: 2.5 Days; 20 Hours

COURSE COST: $1,675.00 USD per participant

C175 Engine Electrical, Operation & Maintenance

COURSE NUMBER: 408115

CLASS DESCRIPTION:

This course will teach the CAT C175 Diesel Engine electronic systems, related wiring harness, component hardware and the use of Electronic Technician (ET) on the engine electronic control systems. The emphasis of this course will be to provide the participant with hands on diagnostic troubleshooting of all major systems of a running C175 Diesel Engine.

LEARNING OBJECTIVES:

Learning objectives for this course include: ·

- Recognize engine electronic components and their functions
- Describe C175 Software features and configurations
- Use Electronic Technician (ET) to diagnose problems, configure engine parameters, monitor system and make data logging
- Calibrate and adjust electronic engine components
- Troubleshoot electronic system, differentiating electrical hardware and harness problems from electronic problems
- Diagnose and ratify intermittent electrical problems

REQUIRED EQUIPMENT: Safety glasses with side shields, safety footwear, and long pants.

PREREQUISITES:

Instructor Led Courses

- Electronics Fundamentals – 52664 ILT
- Electronics Troubleshooting ILT - 52647 (54226 equivalent)
- Electronic Sensors and Control Logics – 40807 ILT
- Engine Diagnostics – 40921 ILT

COURSE DURATION: 2.5 Days, 20 Hours

COURSE COST: $1,675.00 USD per participant

Marine Engine Systems (Internal)

COURSE NUMBER: 40431

AUDIENCE:

Dealer technicians and/or dealer application engineers working on the service or installation of marine engines.

OBJECTIVES:

Upon completion of the course students will be able to:

- Determine the proper oil selection for Cat marine engines
- Explain the SOS test process
- Explain the requirements of Lube Oil
- Determine the API of diesel fuel
- Determine the A and I guide requirements for marine fuel systems
- Describe the marine engine rating system
- Navigate TMI to retrieve information about a marine engines
- Describe the three basic hull types
- Describe how marine propellers work
- Describe the various types of marine engine cooling systems
- Explain requirements for marine engine coolant
- Describe basic principles for proper ventilation and exhaust system design
- Describe basic principles of marine engine alignment and vibration
- Identify basic types of engine mounting systems

PREREQUISITES:

Participants should have a training session on using the Technical Marketing Information (TMI) on-line system prior to attending this module. DPC / Moxie Course #54074

PARTICIPANT RESOURCES:

Participants should bring his or her Laptop computer; Have access to Caterpillar Technical Marketing Information (TMI) and Service Information System (SIS)

ASSESSMENT:

Given all reference materials, class notes, and the post-test, the participant will be able to answer the questions with 100% accuracy. Student may refer to their module materials and class notes when taking the post-test, however no student collaboration or consulting with other participants will be allowed during the post-test.

COURSE DURATION: 2.5 Days; 20 Hours

COURSE COST: $1,675.00 USD per participant

Marine Control Systems (Internal)

COURSE NUMBER: 41564

AUDIENCE:

Level I & II: This module is designed for field service personnel, resident mechanics, technical communicators, marine, shop, & power system technicians. All students should have a working knowledge of basic electrical and electronic systems used within Caterpillar products.

OBJECTIVES:

This course is designed to prepare the technician to identify the components and explain the systems operation on the Cat MCS (formerly Auto-Maskin) Alarm and Protection System, Cat MSCS, Multi -Station Control System, and the PL1000E & PL1000T Communication ECM. Level II.

PREREQUISITES: Suggested Self Study – Web based classes available in DPC

- Participants should have a training session on using the Technical Marketing Information (TMI) on-line system prior to attending this module. DPC / Moxie course #54074

COURSE DURATION: 3.5 Days; 28 Hours

ENVIRONMENT: Classroom and Lab

REQUIRED EQUIPMENT:

Laptop computer
Access to Technical Marketing Information (TMI) and Service Information System (SIS

ASSESSMENT:

Given all reference material, class notes, and the post-test, the participant will be able to answer the questions with 100% accuracy. Student may refer to their module materials and class notes when taking the post-test. Student may not consult with others during the post-test.

COURSE COST: $1,675.00 USD per participant

Applied Failure Analysis (AFA) I *

COURSE NUMBER: 26213

DESCRIPTION:

AFA I focuses on the basic principles of metallurgy, wear and fractures, and on managing the failure analysis process itself to arrive at the most probable root cause of failure. Engine parts are generally lower in hardness than drivetrain components so their facts ('road signs") are easier to see ("read"). The course consists of classroom instruction and laboratory exercises and concludes with case studies of failures that have occurred in the field.

OBJECTIVES:

After instruction in these basics, students then learn to apply the fundamentals to the major engine components: Bearings, Crankshafts, Valves, Pistons, Rings, Liners, Connecting Rods, and Threaded Fasteners.

REQUIRED PREREQUISITES:

This course has one or more prerequisites that need to be completed and passed before a participant will be allowed to be enrolled in the course. The following web based classes are available in DPC.

- Intro to AFA Principles of Wear – 33402 AICC
- Intro to AFA Principles of Fractures – 33403 AICC
- Intro to AFA Management – 33400 AICC
- Intro to AFA Visual Examination – 33401 AICC
- Intro to AFA Metallurgy – 33407 AICC

COURSE DURATION: 4.5 Days; 36 Hours

COURSE COST: $2,400.00 USD per participant

*** DPC Subscription Required**

Applied Failure Analysis (AFA) II *

COURSE NUMBER: 26214

DESCRIPTION:

This course begins with a review of the basic principles covered in AFA I. Students apply those principles to gears, anti-friction bearings, hydraulic pumps & motors, lubrication, welds, and shafts. Communicating a failure analysis is more strongly emphasized by including a section of taking good digital pictures. The course wraps up with case studies from the field.

OBJECTIVES:

Review Principles of Management, Review of Fractures, Review of Wear, then apply to them to Lubrication Gears, Anti-friction Bearings, Hydraulic Pumps & Motors, Shafts, Welds, and Case Studies.

PREREQUISITES:

- AFA I – 26213 ILT

COURSE DURATION: 4.5 Days; 36 Hours

COURSE COST: $2,400.00 USD per participant

*** DPC Subscription Required**

Component Reuse Training (Internal)

COURSE NUMBER: 41658

DESCRIPTION:

This course begins with a review of the basic principles covered in AFA I. Students apply those principles to gears, anti-friction bearings, hydraulic pumps & motors, lubrication, welds, and shafts. Communicating a failure analysis is more strongly emphasized by including a section of taking good digital pictures. The course wraps up with case studies from the field.

OBJECTIVES:

Review Principles of Management, Review of Fractures, Review of Wear, then apply to them to Lubrication Gears, Anti-friction Bearings, Hydraulic Pumps & Motors, Shafts, Welds, and Case Studies.

PREREQUISITES:

This course has one or more prerequisites that need to be completed before any participant will be allowed to be enrolled in this course.

- AFA I must be successfully completed prior to be allowed to register for this course
- Review the appropriate Guidelines for reusable parts and salvage operations
- Applied Failure Analysis I - 26213
- Component Reuse: General Procedures - 44380
- Component Reuse: Hydraulic Pump Components – 44591
- Component Reuse: Hydraulic Pump Group - 44592
- Component Reuse: Drivetrain Discs and Plates - 44891
- Component Reuse: Drivetrain Gears Repair - 44893
- Component Reuse: Drivetrain Planetary Final Drive - 44895
- Component Reuse: Engine Camshaft - 44588
- Component Reuse: Engine Crankshaft - 44589
- Component Reuse: Engine Pistons - 44590
- Reusability Guidelines for Engine Liners - 52894
- Reusability Guidelines for Rocker Arms - 52896
- Reusability Guidelines for Turbochargers – 52895
- Review the appropriate Guidelines for reusable parts and salvage operations

COURSE DURATION: 4.5 Days; 36 Hours

COURSE COST: $1,875.00

Performance Based Gas Engine Training

COURSE NUMBER: **51957**

CLASS DESCRIPTION:

This course is geared towards dealer and customer technicians with two years of experience working with gaseous-fueled engines. The technician must be competent in:

- Interpreting and making recommendations based on fuel sample analysis
- Navigating through the various Information Resource Systems (i.e., GERP, TMI, SISWeb, Cat ET)
- Describing the operating principles of Caterpillar Gas Engine Systems
- Troubleshooting basic electrical power supply

This course will cover topics such as:

- Air/Fuel Ratio
- Regulators
- Carburetors
- Air Inlet & Exhaust Systems
- SCAC
- Tuning and Startup
- Ignition System
- Startup/Tune-up Procedures
- Wiring Schematics

To enhance the learner experience during this training, we highly request the participant to complete the recommended web-based training listed below.

An 85% or above score is required to successfully complete this Instructor-Led Training.

LEARNING OBJECTIVES: Upon completion of this course the participant will be able to:

- Perform the initial set up of G3500 A3 carbureted engines
- Test and adjust natural gas engine components
- Troubleshoot general gas engine performance issues (i.e., low power, poor performance, etc.)
- Setup and check engine pressures and temperatures
- Read schematics for carbureted engines
- Troubleshoot electrical related problems

REQUIRED EQUIPMENT: Safety glasses with shields, safety footwear, and long pants.

PREREQUISITES: Suggested self-study – web based classes available in DPC

Gas Engine Systems Overview:

- Introduction to Gas Engines (32837)
- Natural Gas Engines Operation and Service Part 1 (20388)
- Natural Gas Engines Operation and Service Part 2 (20389)
- Natural Gas Engine Symptoms and System Relationships (20629)
- Fuel System Components and Functions (20651)
- The Air Intake System of the Natural Gas Engine (20687)
- The Exhaust System of the Natural Gas Engine (20688)
- Basic Gas Technician Tasks of the Natural Gas Engine: Air/Fuel System (20227)
- Tuning the Air/Fuel Ratio of the Low Emission Natural Gas Engine with Air/Fuel Ratio Control (33192)
- Basic Troubleshooting of the Air/Fuel System of the Natural Gas Engine (33275)
- Natural Gas Engine Basic Diagnostics: Locating Malfunctions at the System Level (20627)
- Gas Engine Rating Pro (GERP) (42055)
- Gas Engine Units of Measurements & Tools (40278)

Electrical Systems:

- FEL01 - Basic Electricity (52741)
- Gas Engines Electrical Schematics (33658)
- The Ignition System of the Natural Gas Engine (33245)
- General Maintenance of the Ignition System of the Natural Gas Engine (33330)
- Troubleshooting the G3500 A3 Ignition System (33779)
- Troubleshooting the Repair of the Ignition System of the Natural Gas Engine: Comprehensive Review and Practice (33780)
- The Control Systems of the Natural Gas Engine (33259)

Basic Engine Systems:

- ER C10 – Diesel Engine Cooling System and Radiator (41302)
- ER C11 – Diesel Engine Cooling System Components (41303)
- ER C12 – Cat Diesel Engine Lubrication System (41304)

COURSE DURATION: 4.5 days; 36 hours

COURSE COST: $2,300.00 USD per participant

***DPC Subscription Required**

Product Health Command® Training (Internal)

COURSE NUMBER: xxxxx

AUDIENCE:

Level I & II: This module is designed for field service personnel, resident mechanics, technical communicators, marine, shop, & power system technicians. All students should have a working knowledge of basic electrical and electronic systems used within Caterpillar products.

OBJECTIVES:

This course is designed to prepare the technician to identify the components and explain the systems operation on the Louisiana Cat Product Health Command® panel. This is an engine control and management system that is designed to control certain 3500, C32 & C18 marine engines. Upon completion of the course, the student will be able to troubleshoot and repair the system. The student will also be able to use remote capabilities to diagnose engine or control panel issues.

PREREQUISITES: Suggested Self Study – Web based classes available in DPC

- FEL01 - Basic Electricity – 52741
- FEL03 - Basic Electrical Components - 52743

COURSE DURATION: 2 Days; 16 Hours

ENVIRONMENT: Classroom and Lab

REQUIRED EQUIPMENT:

- Laptop computer
- Flash Drive
- Participant Guide
- Binder with Reference materials

ASSESSMENT:

Given all reference material, class notes, and the post-test, the participant will be able to answer the questions with 100% accuracy. Student may refer to their module materials and class notes when taking the post-test. Student may not consult with others during the post-test.

COURSE COST: $1,675.00 USD per participant

**** CLASS SCHEDULED BY REQUEST ONLY**

Cat Electronic Technician & SIS 2.0 Overview

COURSE NUMBER: 55164

CLASS DESCRIPTION:

This course is designed to introduce the technician to the working principles & capabilities of the Caterpillar Electronic Technician Diagnostic Software. This course also includes an Overview, Familiarization, and Working Capabilities of the NEW SIS 2.0 (Service Information System)

LEARNING OBJECTIVES: Upon completion, the participant will be able to:

- Understand the capabilities of the Cat engine ECU and ET
- Successfully connect to an engine ECU using Caterpillar ET
- View active & logged diagnostic codes within the ET program
- View and change parameters in the ECU Monitoring System & Configuration Screens
- Successfully download a Product Status Report & ECU replacement file from an ECU
- Understand and use the Data Logging & Real Time Graphing functions within ET
- Understand the benefits of SIS 2.0 to customers compared to the previous old SIS (SIS WEB)
- Complete hands on exercises using Cat ET and SIS 2.0

REQUIRED EQUIPMENT: Safety glasses with side shields, safety footwear, and long pants.

PREREQUISITES: NONE

COURSE DURATION: 1 day; 8 HOURS

COURSE COST: $600.00 USD per student

**** CLASS SCHEDULED BY REQUEST ONLY**

NEW IBERIA / LAFAYETTE AREA HOTELS

Lodging and transportation are not included in course fees.
When calling hotel mention "Louisiana Cat / Louisiana Machinery" for our corporate rates
NOTE: We **do not** recommend to stay in North Lafayette area especially near I-10 due to your safety.

- **Homewood Suites by Hilton – Lafayette**
  201 Kaliste Saloom Rd.
  Lafayette, LA 70508
  Phone: (337) 264-6044

  - Shuttle service to and from Lafayette (LFT) airport
  - Complimentary breakfast

  International travelers: If you **will not** be renting a vehicle this hotel only offers free shuttle to and from airport. Lafayette has two options for shuttle to and from Training Center: UBER or Power Electrical Taxi #337-534-0188 – licensed and insured.

- **Hampton Inn – Broussard / Lafayette**
  2280 East Main
  Broussard, LA 70518
  Phone: (337) 330-2500

- **Heritage Inn & Suites (Best Western)**
  146 Heritage Parkway
  Broussard, LA 70518
  Phone: (337) 945-0527 hotel direct / (337) 451-4500 reservations

The following hotels do not offer shuttle service to and from Lafayette airport.

- **Hampton Inn**
  400 Spanish Town Blvd.
  New Iberia, LA 70560
  Phone: (337) 321-6700

- **Holiday Inn Express**
  318 West Highway 90 Frontage Road
  New Iberia, LA 70560
  Phone: (337) 408-2700

LAFAYETTE / NEW IBERIA AIRPORT INFORMATION

Lafayette Regional Airport (LFT)

American Airlines, connecting to/from Dallas Ft. Worth (**DFW**)
Delta Airlines, connecting to/from Atlanta Hartsfield International (**ATL**)
United Airlines, connecting to/from Houston Bush Intercontinental (**IAH**)

LAFAYETTE / NEW IBERIA CAR RENTAL

Alamo	Avis	Budget
Hertz	National	Enterprise

NEW IBERIA MAP

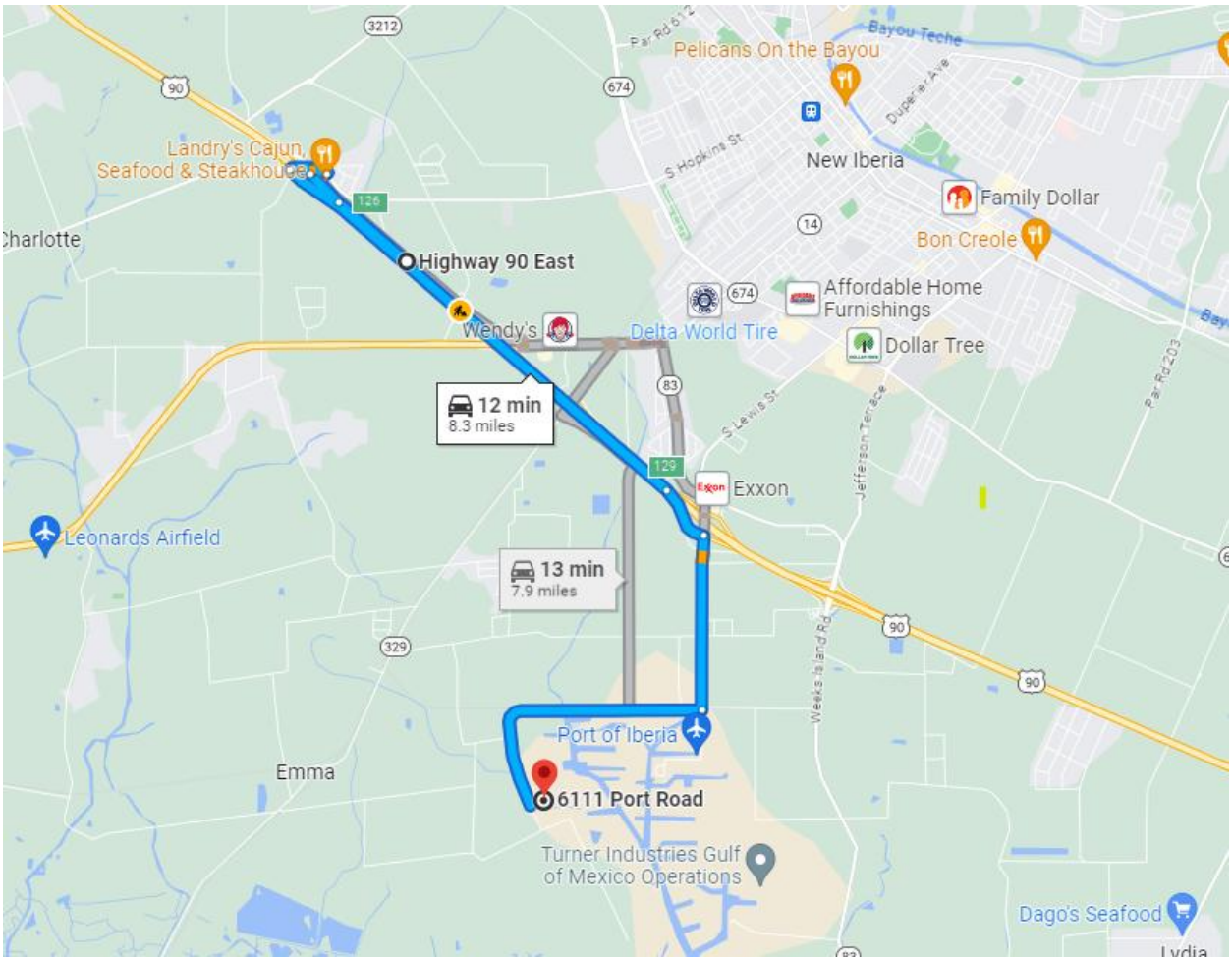

MORGAN CITY AREA HOTELS

Lodging and transportation are not included in course fees.

- **Clarion / Quality Inn**
  520 Roderick Street
  Morgan City, LA 70380
  Phone: 985-385-2200
  Hotel Email: la344gm@gmail.com (Kristy Gant – Mgr)
  Reservations: (888) 465-4329

  - LA CAT rate $96 per night with breakfast (contact hotel directly to book via email or phone)
  - Hotel will provide airport shuttle service from MSY or LFT. Contact hotel directly to set up via email. Cost is $300 round trip via LFT or MSY airports.
  - Shuttle service to and from hotel to training center has limited service, call to confirm
  - Full-Service Restaurant and Cocktail Bar
  - This is an older hotel

  International Travelers: We recommend lodging at this hotel for shuttle service if you do not rent a vehicle. There is limited taxi service in area. NOTE: Hotels do not accept cash. If hotel reservation is not prepaid a credit card will be required at check-in. Recommend that hotels are prepaid to avoid problems.

The following hotels do not offer any shuttle service and have limited taxi service in area:

- **Hampton Inn & Suites**
  6365 Highway 182 East
  Morgan City, LA 70380
  Phone: (985) 221-4421

- **Best Western Morgan City Inn**
  610 Martin Luther King Jr Blvd
  Morgan City, LA 70380
  Phone: (985) 300-0032

- **Holiday Inn Express**
  704 Martin Luther King Jr Drive
  Morgan City, LA 70380
  Phone: (985) 300-5300

MORGAN CITY AIR TRAVEL (Serviced through New Orleans)

NEW ORLEANS LOUIS ARMSTRONG INTERNATIONAL (MSY)

Air Canada
Alaska Airlines
Allegiant Airlines
American Airlines
Condor Airlines
Copa Airlines
Delta Airlines
Frontier Airlines
JetBlue Airways
Silver Airways
Southwest Airlines
Spirit Airlines
Sun Country Airlines
United Airlines

MORGAN CITY CAR RENTAL (Serviced at New Orleans Int'l Airport)

Alamo	Avis	Budget	Dollar
Hertz	National	Enterprise	Thrifty
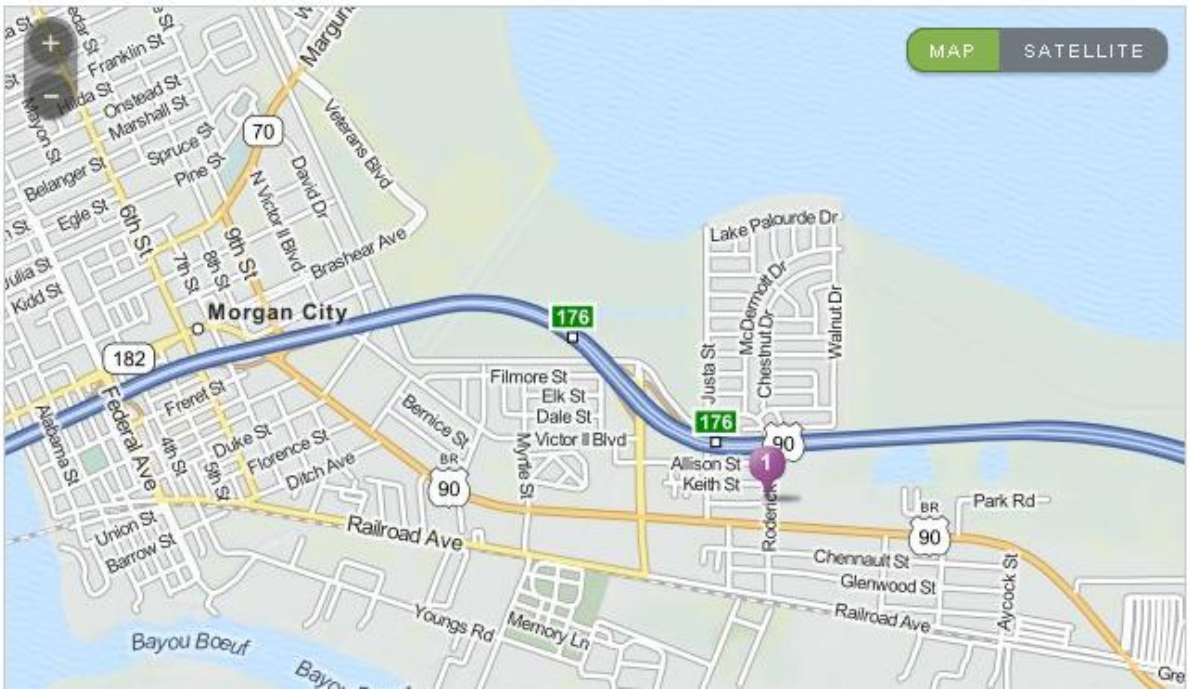
MORGAN CITY AREA MAP