



M SERIES SMALL WHEEL LOADER PARTS REFERENCE GUIDE

SERIAL NUMBER PREFIX: LTE, W5L, F5K, HEY, J5K, KTG, J3R, P5K

LET'S DO THE WORK.™




» PROTECT YOUR INVESTMENT WITH GENUINE CAT® PARTS

Thank you for selecting the Cat® M Series Small Wheel Loader.

This guide is designed to provide you with a quick reference for the parts and part numbers you need to keep your Cat small wheel loader running at peak efficiency. Always read and understand the machine's Operation and Maintenance Manual prior to performing any type of maintenance.



MAINTENANCE

Proactive preventative maintenance extends the life of your machine and protects your investment. Only Caterpillar knows Cat equipment's filtration and lubrication requirements and offers parts kits to match your machine's maintenance cycles.

GREASES	
	PLANNED MAINTENANCE

REPLACEMENT PARTS

Proper maintenance minimizes the need for repair and replacement. In the event that replacement parts are required, the use of genuine Cat parts helps maximize machine performance and maintains high resale value.

WEAR PARTS	
	COMMON GROUND ENGAGING TOOLS
MINOR REPAIR PARTS	
	MIRRORS, LIGHTS AND FUSES
CAB GLASS AND ACCESSORIES	
OCCASIONAL REPAIR PARTS	
	BATTERIES
ENGINE PARTS	
QUICK DISCONNECTS	

GREASES

	STANDARD MAINTENANCE GREASES		
Previous Cat Product Name	Cat Ultra5 Moly #1	Cat Ultra5 Moly #2	Cat Advanced 3 Moly
Current Cat Product Name	Cat Extreme Application Grease 1	Cat Extreme Application Grease 2	Cat Prime Application Grease
Grade (NLGI)	1	2	2
Melting Point C° (F°)	260 (500)	260 (500)	260 (500)
Ambient Temperature C° (F°)	-35 to +40 (-31 to +104)	30 to +50 (-22 to +122)	-20 to +40 (-4 to +104)
Base Oil Type	Mineral	Mineral	Mineral
Color	Dark Grey	Dark Grey	Dark Grey
Cartridge (390 g / 14 oz)	452-5996	452-6001	452-6006
Plastic Pail (5 kg / 11 lb)	-	-	-
Plastic Pail (16 kg / 35 lb)	452-5999	452-6004	452-6009
Keg (55 kg / 120 lb)	452-5998	452-6003	452-6008
Drum (180 kg / 400 lb)	452-5997	452-6002	452-6007



GREASES FOR UNIQUE APPLICATIONS AND ENVIRONMENTS			
Cat Arctic Platinum	Cat Desert Gold	Cat Multipurpose	Hammer Paste
Cat Extreme Application Grease - Arctic	Cat Extreme Application Grease - Desert	Cat Utility Grease	
0	2	2	2
230 (446)	280 (536)	260 (500)	230 (446)
-35 to +40 (-31 to +104)	30 to +50 (-22 to +122)	-30 to +40 (-22 to +104)	-20 to +1100 (-4 to +2012)
Semi-Synthetic	Mineral	Mineral	Mineral
Dark Grey	Dark Grey	Blue	Bronze
508-2184	452-6016	452-6011	130-6951 (standard) 317-8491 (autolube)
-	-	-	133-8807
508-2187	452-6019	452-6014	-
508-2186	452-6018	452-6013	-
508-2185	452-6017	452-6012	-



PLANNED MAINTENANCE

Small Wheel Loader		Initial 500 Hours		Every 500 Hours				Every 1,000 Hours				Every 1,500 Hours		
		Engine Oil/Filter Change*		Lubricate Machine	Fuel Filter Change		Alternator Air (if equipped)	Engine Oil/Filter Change*		Engine Air Filter		Cabin Air		Engine Crankcase
Sales Model	Serial Number Prefix	Filter Element	Oil Quantity - Gallons (L) DEO-ULS™	Prime Application Grease	Primary Element	Secondary Element	Foam Element	Filter Element	Oil Quantity - Gallons (L) DEO-ULS™	Primary Element	Secondary Element	Fresh Air Element	Recirculating Element	Breather Element
926M	LTE, W5L	462-1171	5.1 (19.5)	452-6006	479-4131	360-8960	364-8305	462-1171	5.1 (19.5)	222-9020	222-9021	365-7606	353-5058	339-1048
930M	F5K, HEY, J5K, KTG	462-1171	5.1 (19.5)	452-6006	479-4131	360-8960	364-8305	462-1171	5.1 (19.5)	222-9020	222-9021	365-7606	353-5058	339-1048
938M	J3R, P5K	462-1171	5.1 (19.5)	452-6006	479-4131	360-8960	364-8305	462-1171	5.1 (19.5)	222-9020	222-9021	365-7606	353-5058	339-1048

*The Engine Oil and Filter change may be extended to 1000 hour interval, as long as S-O-S sampling is completed every 250 hours and Cat® brand engine oil and engine filters are utilized. If oil sampling is not performed, then reduce oil and filter change interval to every 500 hours.

Small Wheel Loader		Every 2,000 Hours					Every 3,000 Hours			Every 5,000 Hours		Every 6,000 Hours			Every 10,000 Hours	Every 12,000 Hours				
		Hydraulic Tank	Hydraulic Filter Change		Front Differential Oil Change		Rear Differential Oil Change		Serpentine Belt	Transmission Oil Change		Diesel Exhaust Filter (DEF)	DEF Injector	Cat Extended Life Coolant Extender		Hydraulic Oil Change**	DEF Manifold Filter	Cat Extended Life Coolant Change		
Sales Model	Serial Number Prefix	Breather	Filter Element	O-Ring	O-Ring	Oil Quantity - Gallons (L)	Additive	Oil Quantity - Gallons (L)	Additive	Belt	Filter Change	Oil Quantity - Gallons (L)	Seal	Filter Element	Injector	Extender	Required Quantity - Quart (L)	Hydo Advanced Quantity - Gallons (L)	Filter Element	Coolant Quantity - Gallons (L)
926M	LTE, W5L	258-2829	421-5481	4F-4097 (Quantity 2)	8C-3082	6.3 (24)* TDTO	1U-9891	6.3 (24)* TDTO	1U-9891	350-8742	144-6691	2.2 (8.5)	3K-0360 (Quantity 2)	378-3187	460-9257 (LTE) 529-7539 (W5L)	119-5152	0.6 (0.6)	23.8 (90)	425-0385 (LTE) 584-8135 (W5L)	8.5 (32)
930M	F5K, HEY, J5K, KTG	258-2829	421-5481	4F-4097 (Quantity 2)	8C-3082	7.1 (27)* TDTO	1U-9891	7.1 (27)* TDTO	1U-9891	350-8742	144-6691	2.2 (8.5)	3K-0360 (Quantity 2)	378-3187	460-9257 (KTG, HEY) 529-7539 (F5K, J5K)	119-5152	0.6 (0.6)	23.8 (90)	425-0385 (HEY, KTG) 584-8135 (J5K, F5K)	8.5 (32)
938M	J3R, P5K	258-2829	421-5481	4F-4097 (Quantity 2)	8C-3082	9.2 (35) MTO	-	9.2 (35) MTO	-	350-8742	144-6691	2.9 (11)	3K-0360 (Quantity 2)	378-3187	460-9257 (J3R) 529-7539 (P5K)	119-5152	0.7 (0.7)	23.8 (90)	425-0385 (J3R) 584-8135 (P5K)	9 (34)

All maintenance requirements should be performed at the specified intervals, even when it aligns with another maintenance cycle. At 12,000 hours, maintenance cycles from 6,000 hours, 2,000 hours, 1,500 hours, 1,000 hours and 500 hours should also be addressed.

*Allow 0.53 Quart (0.5 L) for the addition of 1U-9891 Axle Oil Additive

**Consult your Operation and Maintenance Manual. Change interval of every 6,000 hours is only applicable if Cat recommended Fluid, Filter and SOS oil analysis is used and followed.



COMMON GROUND ENGAGING TOOLS M Series

Tips	J250	Tips	J250
General Duty (Long)	1U-3252	Adapter (Right)	6I-9251
Penetration	9J-4259	Bolts (8 x 3 inch)	4F-4042 (Quantity 2)
Heavy Abrasion	9N-4253	Bolts (8 x 3.25 inch)	4J-9058 (Quantity 2)
Heavy Duty	9N-4252	Bolts (8 x 3.75 inch)	8J-2928 (Quantity 12)
Wide	208-5254	Nuts (Full)	2J-3507 (Quantity 4)
Sharp Corner	9W-8258	Nuts	8J-2933 (Quantity 12)
Sharp Center	9W-8259	Set of 8 Bolt-on Adapters (Includes Hardware)	116-9713
Twin Sharp	135-8258	Set of 8 Long Tips (Does Not Include Hardware)	9W-8142
Short	1U-3251	Set of 8 Short Tips (Does Not Include Hardware)	9W-8143
Pin	132-4763	Corner Guard (Right)	253-0060
Retainer	149-5733	Corner Guard (Left)	253-0061
Adapter (Center)	1U-0257 (Quantity 6)	Bolt	4F-4042
Adapter (Left)	6I-9250	Nut	2J-3507

Cutting Edges	Bucket Width		
	2550mm / 8'4"	2750mm / 9'0"	3060mm / 10'0"
Standard 4 Piece Cutting Edge			
Standard	8E-4567* (Quantity 2)	110-4711* (Quantity 2)	1U-0593* (Quantity 2)
End	4T-8091* (Quantity 2)	4T-8091* (Quantity 2)	233-1852* (Right) 233-1853* (Left)
4 Piece Bolt-On Edge (Includes Standard and End Edges)	8E-4566	345-2758	–
Standard 3 Piece Cutting Edge			
Standard (Center)	472-1464*	472-1467*	472-1470*
End	472-1463* (Quantity 2)	472-1466* (Quantity 2)	472-1469* (Quantity 2)
4 Piece Bolt-On Edge (Includes Standard and End Edges)	472-1465	472-1468	472-1471
Segmented Cutting Edge (For use with Adapters and Tips)*			
Segmented	8E-4569 (Quantity 7)	4T-6695 (Quantity 7)	–
Abrasion Resistant Material (ARM) (For use with Abrasive Materials)			
ARM (Right)	135-6728	123-9195	123-0336
ARM (Left)	135-6729	123-9196	123-0337
ARM (Right end)	9W-3481	9W-3481	9W-3477
ARM (Left end)	9W-3482	9W-3482	9W-3478
Hardware (For use with all Cutting Edges)			
Bolts	1J-5607 (Quantity 10, 14 for Segmented)	1J-5607 (Quantity 10, 14 for Segmented)	5P-8823 (Quantity 12)
Nuts	2J-3507 (Quantity 10, 14 for Segmented)	2J-3507 (Quantity 10, 14 for Segmented)	3K-9770 (Quantity 12)
Rubber Edge			
2 Piece Bolt-On Rubber Edge	251-5418	444-1522	398-6760

*These part numbers do not include hardware

MIRRORS, LIGHTS AND FUSES M Series

Mirrors	Part Number	Quantity
Mirror (Heated)	423-7209	2
Mirror (Heated and Adjustable)	423-7214	2
Mirror (Interior)	275-5588	2

Lights	Part Number	Quantity
Lamp 12V (Dome)	259-1286	1
Dome Light Assembly (Standard)	107-6032	2
Dome Light Assembly (LED)	347-0794	2
Rear Bezel Light (Complete)	325-4471	2
Rear Bezel (Lamp Only)	351-9918	2
Flood Lamp Cab (Front and Rear)	339-3505	4
Flood Lamp Cab (Lamp Only)	351-9918	4
Flood Lamp Cab (HID Front Complete)	324-3740	2
Flood Lamp Cab (HID Front Lamp Only)	290-8160	2
Auxiliary Work Light (Front LED)	424-5603	2
Auxiliary Work Light (Rear LED)	426-5380	2
Head Lamp (Right Complete)	344-3455	1
Head Lamp (Left Complete)	344-3456	1
Head Lamp Dipped (Right Complete)	344-3457	1
Head Lamp Dipped (Left Complete)	344-3458	1
Head Lamp Component (High/Low Beam Lamp Only)	9X-3465	2
Head Lamp Component (Flood Lamp Only)	130-3515	2
Head Lamp Component (Turn Signal Lamp Only)	242-0588	2
Head Lamp Component (Headlight Lens Only)	444-6523	2
Head Lamp Component (Turn Signal Left/Right Lens Only)	228-6052	2

Fuses	Part Number
10 amp Mini	113-8490
15 amp Mini	113-8491
20 amp Mini	113-8492
30 amp Mini	124-3548


CAB GLASS AND ACCESSORIES M Series

Description	Part Number
Wiper Blade (Front)	189-8610
Wiper Blade (Rear)	8Y-4615
Windshield (Top)	341-9901
Windshield (Bottom Right)	371-7926
Windshield (Bottom Left)	371-7925
Glass (Left)	341-9902
Door Glass (Lower)	341-9754
Door Window (Assembly)	341-9755
Door Window (Upper Fixed)	341-9793
Door Window (Upper Sliding)	341-9794
Door Window (Lower Fixed)	341-9795
Window Assembly (Right)	341-9725

Description	Part Number
Window Sliding (Right)	341-9731
Window Fixed (Right)	341-9730
Rear Glass	341-9903
Seat Belt (2")	241-6149
Cab Grab Handle	341-9742
Washer Bottle Cover	491-7342
Decal for Cover	360-1858
Ladder Plate (Left)	339-6744
Ladder Plate (Right)	339-6749
Individual Ladder Steps	454-7800
Ladder Mounting Bracket	339-6745

BATTERIES M Series

Description	Part Number	Quantity
Standard	115-2422	2
Heavy Duty		4



ENGINE PARTS M Series

Sales Model	Serial Number Prefix	Description	Part Number	Quantity
All	All	Engine Belt	350-8742	1
All	All	Alternator (115 amp)	344-5081	1
All	All	Alternator (150 amp)	272-1889	1
All	All	Fuel Injector	370-7282	6
All	All	Fuel Injection Pump	368-9041	1
All	All	Water Pump	397-5684	1
All	All	Starter Motor	354-5671	1
926M	LTE	Turbocharger	465-2871	1
930M	HEY, KTG			
938M	J3R			
926M	W5L		556-7933	
930M	F5K, J5K			
938M	P5K			
All	All	Thermostat (with gasket)	497-3990	1
All	All	Thermostat Plug Seal	367-8509	1

QUICK DISCONNECTS M Series

Description	Part Number
Quick Disconnect Coupling – Male Twist to Connect	439-1589
Quick Disconnect Coupling – Female Twist to Connect	439-1588

LET'S DO THE WORK.™

AEXQ2071-04
(N Am, Europe, ANZP)
April 2022

© 2022 Caterpillar. All Rights Reserved. CAT, CATERPILLAR, LET'S DO THE WORK, their respective logos, "Caterpillar Corporate Corporate Yellow", the "Power Edge" and Cat "Modern Hex" trade dress as well as corporate and product identity used herein, are trademarks of Caterpillar and may not be used without permission.





G SERIES SMALL WHEEL LOADER PARTS REFERENCE GUIDE

BUILT FOR IT.™



PROTECT YOUR INVESTMENT WITH GENUINE CAT® PARTS


Thank you for selecting the Cat® G Series Small Wheel Loader.

This guide is designed to provide you with a quick reference for the parts and part numbers you need to keep your Cat Small Wheel Loader running at peak efficiency.

MAINTENANCE

Proactive preventative maintenance extends the life of your machine and protects your investment. Only Caterpillar knows Cat equipment's filtration and lubrication requirements and offers parts kits to match your machine's maintenance cycles.

SCHEDULED MAINTENANCE PARTS

	GREASES
	PLANNED MAINTENANCE KITS


REPLACEMENT PARTS

Proper maintenance minimizes the need for repair and replacement. In the event that replacement parts are required, the use of genuine Cat parts helps maximize machine performance and maintains high resale value.


WEAR PARTS

	COMMON GROUND ENGAGING TOOLS
--	-------------------------------------

MINOR REPAIR PARTS

	MIRRORS, LIGHTS AND FUSES
	CAB GLASS AND ACCESSORIES

OCCASIONAL REPAIR PARTS

	BATTERIES
	ENGINE PARTS
	QUICK DISCONNECTS

GREASES G Series

Previous Cat Product Name	STANDARD MAINTENANCE GREASES			GREASES FOR UNIQUE APPLICATIONS AND ENVIRONMENTS			
	Cat Ultra5 Moly #1	Cat Ultra5 Moly #2	Cat Advanced 3 Moly	Cat Arctic Platinum	Cat Desert Gold	Cat Multipurpose	Hammer Paste
Current Cat Product Name	Cat Extreme Application Grease 1	Cat Extreme Application Grease 2	Cat Prime Application Grease	Cat Extreme Application Grease - Arctic	Cat Extreme Application Grease - Desert	Cat Utility Grease	
Grade (NLGI)	1	2	2	0	2	2	2
Melting point (deg C)	260	260	260	230	280	260	230
Ambient Temperature (deg C)	-35 to +40	-30 to +50	-20 to +40	-35 to +40	-30 to +50	-30 to +40	-20 to +1100
Base Oil Type	Mineral	Mineral	Mineral	Semi-Synthetic	Mineral	Mineral	Mineral
Color	Dark Gray	Dark Gray	Dark Gray	Dark Gray	Dark Gray	Blue	Bronze
Cartridge (390 g / 14 oz)	452-5996	452-6001	452-6006	508-2184	452-6016	452-6011	130-6951 (standard) 317-8491 (autolube)
Plastic Pail (5 kg / 11 lb)	—	—	—	—	—	—	133-8807
Plastic Pail (16 kg / 35 lb)	452-5999	452-6004	452-6009	508-2187	452-6019	452-6014	—
Keg (55 kg / 120 lb)	452-5998	452-6003	452-6008	508-2186	452-6018	452-6013	—
Drum (180 kg / 400 lb)	452-5997	452-6002	452-6007	508-2185	452-6017	452-6012	—



PLANNED MAINTENANCE KITS

Small Wheel Loader		Every 500 Hours					Every 1,000 Hours				
		Engine Oil/Filter Change		Engine Crankcase	Lubricate Machine	Fuel Filter Change	Fuel/Water Separator	Transmission Oil Filter		Hydraulic Filter	Cabin Air
Sales Model	Serial Number	Filter Element	Oil Qty (L) DEO-ULS™	Breather Element	Cat Prime Application Grease	Primary Element	Filter	Filter Element	Oil Qty (L)	Filter Element	Filter Element
924G	9SW, 3PZ, AAN, 6YW, 3DZ, AAB	7W-2327(2)	16	165-4021	452-6006	145-4501	163-4465	1G-8878	23	465-6506	111-8738
	DDA, WMB, RBB, DFZ, WGX, RTA	1R-0739	16	216-9602	452-6006	145-4501	131-1812	341-6643	23	465-6506	111-8738
928G	6XR, 7SR	1R-1807	20	2W-9162	452-6006	1R-0751, 1R-0753	117-4089, 151-2409	1G-8878	34	465-6506	111-8738
	DJD, WLG	1R-0739	16	216-9602	452-6006	145-4501	131-1812	341-6643	34	465-6506	111-8738
IT28G	8CR, 9AR	1R-1807	20	2W-9162	452-6006	1R-0751, 1R-0753	117-4089, 151-2409	1G-8878	34	465-6506	111-8738

Small Wheel Loader		Every 2,000 Hours					Every 3,000 Hours		Every 6,000 Hours		
		Front Differential Oil Change		Rear Differential Oil Change		Hydraulic Oil/ Filter Change		V Belt	Cooling System		
Sales Model	Serial Number	Oil Qty (L) TDTO	Additive	Oil Qty (L) TDTO	Additive	Filter Element	Oil Qty (L)	Belt	Temperature Regulator	Coolant (DEAC)	Coolant (ELC)
924G	9SW, 3PZ, AAN, 6YW, 3DZ, AAB	21	0.5 L of 1U-9891	21	0.5 L of 1U-9891	465-6506	73	5L-3308 or 130-3216	216-9737	42(L)	42(L)
	DDA, WMB, RBB, DFZ, WGX, RTA	21	0.5 L of 1U-9891	21	0.5 L of 1U-9891	465-6506	70	130-3216	216-9737	42(L)	42(L)
928G	6XR, 7SR	26	0.5 L of 1U-9891	26	0.5 L of 1U-9891	465-6506	70	9L-1553 or 4N-8771 or 9L-1127	126-5869	42(L)	42(L)
	DJD, WLG	21	0.5 L of 1U-9891	21	0.5 L of 1U-9891	465-6506	70	130-3216	216-9737	42(L)	42(L)
IT28G	8CR, 9AR	26	0.5 L of 1U-9891	26	0.5 L of 1U-9891	465-6506	70	9L-1553 or 4N-8771 or 9L-1127	126-5869	42(L)	42(L)



COMMON GROUND ENGAGING TOOLS G Series

Tips	J250	Tips	J250
General Duty (Long)	1U-3252	Adapter (RH)	6I-9251
Penetration	9J-4259	Bolts (8 x 3 inch)	4F-4042 (QTY 2)
Heavy Abrasion	9N-4253	Bolts (8 x 3.25 inch)	4J-9058 (QTY 2)
Heavy Duty	9N-4252	Bolts (8 x 3.75 inch)	8J-2928 (QTY 12)
Wide	208-5254	Nuts (Full)	2J-3507 (QTY 4)
Sharp Corner	9W-8258	Nuts	8J-2933 (QTY 12)
Sharp Center	9W-8259	Set of 8 Bolt-On Adapters (Includes Hardware)	116-9713
Twin Sharp	135-8258	Set of 8 Long Tips (Does Not Include Hardware)	9W-8142
Short	1U-3251	Set of 8 Short Tips (Does Not Include Hardware)	9W-8143
Pin	132-4763	Corner Guard (RH)*	253-0060
Retainer	149-5733	Corner Guard (LH)*	253-0061
Adapter (CTR)	1U-0257 (QTY 6)	Bolt	4F-4042
Adapter (LH)	6I-9250	Nut	2J-3507

*Not for Light Material Buckets

Cutting Edges	Bucket Width		
	2550mm / 8'4"	2750mm / 9'0"	3060mm / 10'0"
Standard 4 Piece Cutting Edge			
Standard	8E-4567* (QTY 2)	110-4711* (QTY 2)	1U-0593* (QTY 2)
End	4T-8091* (QTY 2)	4T-8091* (QTY 2)	233-1852* (Right) 233-1853* (Left)
4 Piece Bolt-On Edge (Includes Standard and End Edges)	8E-4566	345-2758	–
Standard 3 Piece Cutting Edge			
Standard (Center)	472-1464*	472-1467*	472-1470*
End	472-1463* (QTY 2)	472-1466* (QTY 2)	472-1469* (QTY 2)
4 Piece Bolt-On Edge (Includes Standard and End Edges)	472-1465	472-1468	472-1471
Segmented Cutting Edge (For use with Adapters and Tips)*			
Segemented	8E-4569 (QTY 7)	4T-6695 (QTY 7)	–
Abrasion Resistant Material (For use with Abrasive Materials)			
ARM (RH)	135-6728	123-9195	123-0336
ARM (LH)	135-6729	123-9196	123-0337
ARM (RH end)	9W-3481	9W-3481	9W-3477
ARM (LH end)	9W-3482	9W-3482	9W-3478
Hardware (For use with all Cutting Edges)			
Bolts	1J-5607 (QTY 10, 14 for Segmented)	1J-5607 (QTY 10, 14 for Segmented)	5P-8823 (QTY 12)
Nuts	2J-3507 (QTY 10, 14 for Segmented)	2J-3507 (QTY 10, 14 for Segmented)	3K-9770 (QTY 12)
Rubber Edge			
2 Piece Bolt-On Rubber Edge	251-5418	444-1522	398-6760

*These part numbers do not include hardware

MIRRORS, LIGHTS AND FUSES G Series

Mirrors	Part Number
Exterior Mirror	150-6582
Interior Mirror	275-5588

Lights	Part Number	Quantity
Lamp 12V (Dome)	259-1286	1
Dome Light Assembly (Standard)	107-6032	1
Flood Lamp – Front and Rear (Complete)	109-7041	4
Flood Lamp – Front and Rear (Lamp only)	351-9918	4
Aux. Lamp – Front and Rear (Complete)	199-3137	2
Aux. Lamp – Front and Rear (Lamp only)	351-9918	2
Head Lamp Assembly	109-7041	2
Head Lamp (Lamp only)	351-9918	2
Front Turn signal (LH)	5C-9029	1
Front Turn signal (RH)	5C-8964	1

Fuses	Part Number
10 amp Mini	113-8490
15 amp Mini	113-8491
20 amp Mini	113-8492
25 amp Mini	113-8493

CAB GLASS AND ACCESSORIES G Series

Description	Part Number
Windshield (Center)	107-6145
Windshield (RH)	111-0177
Windshield (LH)	107-6144
Glass LH (Side Rear)	107-6146
Glass RH (Side Rear)	111-0178
Glass (Rear)	161-8042
LH and RH Door Glass (Lower)	162-2190
LH and RH Door Glass (Fixed Window type) Upper	162-2189
LH and RH Door Window (Lower)	187-5125
LH and RH Door Window (Upper)	187-5124
Wiper Blade (Front)	6V-7419
Wiper Blade (Rear)	5C-8811

BATTERIES G Series

Description	Part Number
Battery – Heavy Duty Standard	115-2422
Battery – Standard*	9X-3404



*Part listed is for 928G and IT28G models only

ENGINE PARTS G Series

Description	924G		928G		IT28G
	9SW, 3PZ, AAN, 6YW, 3DZ, AAB	DDA, WMB, RBB, DFZ, WGX, RTA	6XR, 7SR	DJD, WLG	8CR, 9AR
Alternator Assembly (52 Amp)	9W-3043	–	9W-3043	–	9W-3043
Alternator Assembly (70 Amp)	155-7434	–	155-7434	–	155-7434
Alternator Assembly (80 Amp)	–	177-9953	–	177-9953	–
Alternator Assembly (95 Amp)	–	197-8820	–	197-8820	–
Fuel Injector Assembly	170-2387	216-9786	–	216-9786	–
Fuel Injector Assembly (Type 1)	–	–	107-7733	–	107-7733
Fuel Injector Assembly (Type 2)	–	–	127-8216	–	127-8216
Fuel Injection Pump Assembly (Type 1)	170-2376	–	–	–	–
Fuel Injection Pump Assembly (Type 2)	192-9788	–	–	–	–
Fuel Injection Pump	–	216-9824	–	216-9824	–
Water Pump Assembly (with Gasket)	239-6142	234-6110	352-2150	234-6110	352-2150
Starter Motor	143-0541	143-0541	207-1517	143-0541	207-1517
Turbocharger Group	166-2881	235-9694	–	235-9694	–
Turbocharger Group (Type 1)	–	–	115-1181	–	115-1181
Turbocharger Group (Type 2)	–	–	125-1124	–	125-1124
Thermostat – Engine Coolant	216-9737	216-9737	126-5869	216-9737	126-5869
Thermostat Gasket (Upper)	–	–	195-7339	–	195-7339
Thermostat Gasket (Lower)	–	–	2W-7212	–	2W-7212
Thermostat and Seal Kit (Complete)	–	216-9743	–	216-9743	–
Thermostat Gasket Seal O-ring	140-7515	140-7515	–	140-7515	–
Thermostat Gasket Housing	141-6188	141-6188	–	141-6188	–
Thermostat Ring	–	162-0236	–	162-0236	–

QUICK DISCONNECTS G Series

Description	Part Number
Quick Disconnect Coupling – Male	195-6526
Quick Disconnect Coupling – Female	195-6525

BUILT FOR IT.™

AEXQ2107-01_NA_Europe_ANZP_SA

June 2018

© 2018 Caterpillar. All Rights Reserved. CAT, CATERPILLAR, BUILT FOR IT, their respective logos, "Caterpillar Yellow," the "Power Edge" trade dress, as well as corporate and product identity used herein, are trademarks of Caterpillar and may not be used without permission.





H SERIES SMALL WHEEL LOADER PARTS REFERENCE GUIDE

BUILT FOR IT.™



PROTECT YOUR INVESTMENT WITH GENUINE CAT® PARTS


Thank you for selecting the Cat® H Series Small Wheel Loader.

This guide is designed to provide you with a quick reference for the parts and part numbers you need to keep your Cat Small Wheel Loader running at peak efficiency.

MAINTENANCE

Proactive preventative maintenance extends the life of your machine and protects your investment. Only Caterpillar knows Cat equipment's filtration and lubrication requirements and offers parts kits to match your machine's maintenance cycles.

SCHEDULED MAINTENANCE PARTS

	GREASES
	PLANNED MAINTENANCE KITS

REPLACEMENT PARTS

Proper maintenance minimizes the need for repair and replacement. In the event that replacement parts are required, the use of genuine Cat parts helps maximize machine performance and maintains high resale value.

WEAR PARTS


	COMMON GROUND ENGAGING TOOLS
--	-------------------------------------

MINOR REPAIR PARTS

	MIRRORS AND LIGHTS
--	---------------------------

CAB GLASS AND ACCESSORIES

OCCASIONAL REPAIR PARTS

	BATTERIES
	ENGINE PARTS
	QUICK DISCONNECTS

GREASES H Series

Previous Cat Product Name	STANDARD MAINTENANCE GREASES			GREASES FOR UNIQUE APPLICATIONS AND ENVIRONMENTS			
	Cat Ultra5 Moly #1	Cat Ultra5 Moly #2	Cat Advanced 3 Moly	Cat Arctic Platinum	Cat Desert Gold	Cat Multipurpose	Hammer Paste
Current Cat Product Name	Cat Extreme Application Grease 1	Cat Extreme Application Grease 2	Cat Prime Application Grease	Cat Extreme Application Grease - Arctic	Cat Extreme Application Grease - Desert	Cat Utility Grease	
Grade (NLGI)	1	2	2	0	2	2	2
Melting point (deg C)	260	260	260	230	280	260	230
Ambient Temperature (deg C)	-35 to +40	-30 to +50	-20 to +40	-35 to +40	-30 to +50	-30 to +40	-20 to +1100
Base Oil Type	Mineral	Mineral	Mineral	Semi-Synthetic	Mineral	Mineral	Mineral
Color	Dark Gray	Dark Gray	Dark Gray	Dark Gray	Dark Gray	Blue	Bronze
Cartridge (390 g / 14 oz)	452-5996	452-6001	452-6006	452-7459	452-6016	452-6011	130-6951
Plastic Pail (5 kg / 11 lb)	-	-	-	-	-	-	133-8807
Plastic Pail (16 kg / 35 lb)	452-5999	452-6004	452-6009	452-6020	452-6019	452-6014	-
Keg (55 kg / 120 lb)	452-5998	452-6003	452-6008	452-7461	452-6018	452-6013	-
Drum (180 kg / 400 lb)	452-5997	452-6002	452-6007	452-7460	452-6017	452-6012	-



PLANNED MAINTENANCE KITS

Small Wheel Loader		Every 500 Hours						Every 1,000 Hours						
		Engine Oil/Filter Change		Engine Crankcase	Lubricate Machine	Fuel Filter Change		Transmission Oil Filter		Hydraulic Filter	Engine Air Filter		Cabin Air Filter	
Sales Model	Serial Number	Filter Element	Oil Qty (L) DEO-ULS™	Breather Element	Adv 3 Moly Grease	Primary Element	Secondary Element	Filter Element	Oil Qty (L)	Filter Element	Primary Element	Secondary Element	Fresh Air Element	Recirculating Element
924H	HXC, JZZ	462-1171	16	273-5711	5P-0960	326-1644	299-8229	341-6643	23	126-1818	222-9020	222-9021	111-8738	180-7487
928H	CXK	462-1171	16	273-5711	5P-0960	326-1644	299-8229	341-6643	34	126-1818	222-9020	222-9021	111-8738	180-7487
930H	DHC	462-1171	16	273-5711	5P-0960	326-1644	299-8229	341-6643	34.5	126-1818	222-9020	222-9021	111-8738	180-7487
938H	MJC, MCC, JNJ, LKM	462-1171	17.4	273-5711	5P-0960	326-1644	299-8229	341-6643	43	144-0832	256-7902	256-7903	111-8738	180-7487

Small Wheel Loader		Every 2,000 Hours						Every 3,000 Hours		
		Hydraulic Tank	Axle Oil Cooler Screen	Front Differential Oil Change		Rear Differential Oil Change		Refrigerant Dryer	Hydraulic Oil/ Filter Change	
Sales Model	Serial Number	Breather	Screen	Oil Qty (L) TDTO	Additive	Oil Qty (L) TDTO	Additive	Accumulator	Filter Element	Oil Qty (L)
924H	HXC, JZZ	258-2829	299-5499	21.5	1U9891	21.5	1U9891	257-3226	126-1818	70
928H	CXK	258-2829	299-5499	21.5	1U9891	21.5	1U9891	257-3226	126-1818	70
930H	DHC	258-2829	299-5499	26.5	1U9891	25.5	1U9891	257-3226	126-1818	70
938H	MJC, MCC, JNJ, LKM	258-2829	N/A	57	1U9891	53	1U9891	186-6190	144-0832	89



Each planned maintenance cycle contains all parts in the cycle before it. 3,000-hour cycle contains parts from 2,000-hour, 1,000-hour and 500-hour cycles.

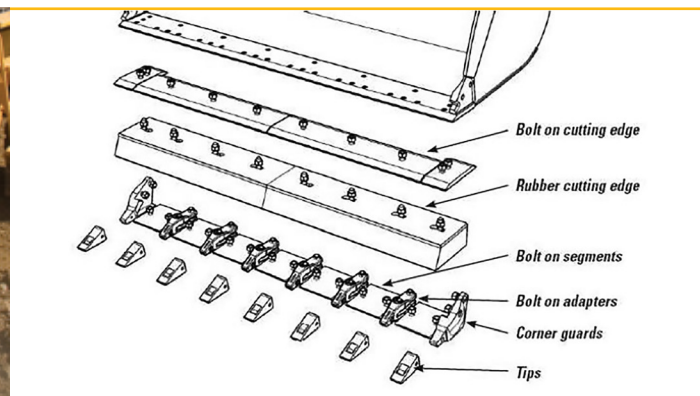


COMMON GROUND ENGAGING TOOLS H Series

Tips	J250	Tips	J250
General Duty (Long)	1U-3252	Adapter (RH)	6I-9251
Penetration	9J-4259	Bolts (8 x 3 inch)	4F-4042 (QTY 2)
Heavy Abrasion	9N-4253	Bolts (8 x 3.25 inch)	4J-9058 (QTY 2)
Heavy Duty	9N-4252	Bolts (8 x 3.75 inch)	8J-2928 (QTY 12)
Wide	208-5254	Nuts (Full)	2J-3507 (QTY 4)
Sharp Corner	9W-8258	Nuts	8J-2933 (QTY 12)
Sharp Center	9W-8259	Set of 8 Bolt-On Adapters (Includes Hardware)	116-9713
Twin Sharp	135-8258	Set of 8 Long Tips (Does Not Include Hardware)	9W-8142
Short	1U-3251	Set of 8 Short Tips (Does Not Include Hardware)	9W-8143
Pin	132-4763	Corner Guard (RH)*	253-0060
Retainer	149-5733	Corner Guard (LH)*	253-0061
Adapter CTR	1U-0257 (QTY 6)	Bolt	4F-4042
Adapter LH	6I-9250	Nut	2J-3507

*Not for Light Material Buckets

Cutting Edges	Bucket Width		
	2550 mm	2750 mm	3060 mm
Standard 4-Piece Cutting Edge			
Standard	8E-4567 (QTY 2)	110-4711 (QTY 2)	1U-0593 (QTY 2)
End	4T-8091 (QTY 2)	4T-8092 (QTY 2)	3G-6395 (QTY 2)
4-Piece Bolt-On Edge (Includes Standard and End Edges)	8E-4566	345-2758	371-2342
Standard 3-Piece Cutting Edge			
Standard	472-1465	472-1468	472-1471
Segmented Cutting Edge (For Use with Adapters and Tips)			
Segmented	8E-4569 (QTY 7)	4T-6695 (QTY 7)	–
Abrasion Resistant Material (For Use in Abrasive Materials)			
ARM (RH)	135-6728	123-9195	123-0336
ARM (LH)	135-6729	123-9196	123-0337
ARM (RH End)	9W-3481	9W-3481	9W-3477
ARM (LH End)	9W-3482	9W-3482	9W-3478
Hardware (For Use with All Cutting Edges)			
Bolts	1J-5607 (QTY 10, 14 for Segmented)	1J-5607 (QTY 10, 14 for Segmented)	5P-8823 (QTY 12)
Nuts	2J-3507 (QTY 10, 14 for Segmented)	2J-3507 (QTY 10, 14 for Segmented)	3K-9770 (QTY 12)
Rubber Edge			
2-Piece Bolt-On Rubber Edge	251-5418	444-1522	398-6760



MIRRORS AND LIGHTS H Series


Mirrors	Model	
	924H, 928H, 930H	938H
Exterior Mirror	185-3874	–
Exterior Mirror (Heated)	–	200-1173
Exterior Mirror (Type 1)	–	4I-8135
Exterior Mirror (Type 2)	–	150-6582
Interior Mirror	275-5588	

Lights	Part Number	Quantity
Lamp 12V (Dome)	259-1286	1
Dome Light Assembly (Standard)	107-6032	1
Rear Bezel Light (Complete)	415-1086	2
Rear Bezel (Lamp Only)	9X-4493	2
Rear Bezel (Lamp Only)	9X-4492	2
Flood Lamp Front and Rear (Complete)	109-7041	4
Flood Lamp Front and Rear (Lamp only)	351-9918	4
Flood Lamp Cab Front Auxiliary (Complete)	219-6487	2
Flood Lamp Cab Front Auxiliary (Lamp only)	351-9918	2
Flood Lamp Cab HID Front (Complete)	388-6291	2
Flood Lamp Cab HID Front (Lamp only)	290-8160	2
Head Lamp Right (Complete)	302-0412	1
Head Lamp Left (Complete)	302-0413	1
Head Lamp Component (High/Low Beam Lamp only)	9X-3465	1
Head Lamp Component (Flood Lamp only)	130-3515	1
Head Lamp Component (Turn Signal Lamp only)	242-0588	1
Head Lamp Component (Headlight Lense only)	228-6050	1
Head Lamp Component (Turn Signal left/right Lense only)	228-6052	1

CAB GLASS AND ACCESSORIES H Series

Description	924H, 928H, 930H	938H
Windshield (Center)	107-6145	
Windshield (RH)	111-0177	
Windshield (LH)	107-6144	
Glass LH (Side Rear)	107-6146	
Glass RH (Side Rear)	111-0178	
Glass (Rear)	161-8042	107-6147
LH and RH Door Glass (Fixed Window type)	162-2189	–
LH Sliding Door Glass (Lower)	187-5125	
LH Sliding Door Glass (Upper)	187-5124	
RH Sliding Door Glass (Lower)	187-5125	
RH Sliding Door Glass (Upper)	187-5124	
Wiper Blade (Front)	6V-7419	
Wiper Blade (Rear)	6V-6543	5C-8811

BATTERIES H Series

Description	924H, 928H, 930H	938H	
Standard (QTY 2)	115-2422	263-9574	

ENGINE PARTS H Series

Description	924H, 928H, 930H	938H
Engine Belt*	288-4641	243-2143
Alternator Assembly (95 Amp)	197-8820	–
Alternator Assembly (150 Amp)	249-0313	–
Alternator Assembly (65 Amp)	–	228-9655
Alternator Assembly (80 Amp)	–	235-7133
Fuel Injector Assembly (QTY 6)	321-3600	320-0690
Fuel Injection Pump Assembly	317-8021	368-9171
Water Pump Assembly with Gasket	485-4895	
Starter Motor	300-6868	288-6976
Turbocharger Group	315-9810	316-0413
Thermostat – Engine Coolant	367-1817	417-7782
Thermostat Gasket	281-8744	281-8744
Thermostat Seal	367-8509	–
Thermostat Plug	367-8512	–

*924H, 928H, 930H models with A/C

QUICK DISCONNECTS H Series

Description	Part Number
Quick Disconnect Coupling – Male*	241-6189
Quick Disconnect Coupling – Female*	241-6190

*Not available for the 938H

BUILT FOR IT.™





K SERIES SMALL WHEEL LOADER PARTS REFERENCE GUIDE

BUILT FOR IT.™



PROTECT YOUR INVESTMENT WITH GENUINE CAT® PARTS


Thank you for selecting the Cat® K Series Small Wheel Loader.

This guide is designed to provide you with a quick reference for the parts and part numbers you need to keep your Cat Small Wheel Loader running at peak efficiency.

MAINTENANCE

Proactive preventative maintenance extends the life of your machine and protects your investment. Only Caterpillar knows Cat equipment's filtration and lubrication requirements and offers parts kits to match your machine's maintenance cycles.




SCHEDULED MAINTENANCE PARTS

	GREASES
	PLANNED MAINTENANCE KITS

REPLACEMENT PARTS

Proper maintenance minimizes the need for repair and replacement. In the event that replacement parts are required, the use of genuine Cat parts helps maximize machine performance and maintains high resale value.

WEAR PARTS

	COMMON GROUND ENGAGING TOOLS
	MIRRORS, LIGHTS AND FUSES
	CAB GLASS AND ACCESSORIES
	BATTERIES
	ENGINE PARTS
	QUICK DISCONNECTS

GREASES K Series

Previous Cat Product Name	STANDARD MAINTENANCE GREASES			GREASES FOR UNIQUE APPLICATIONS AND ENVIRONMENTS			
	Cat Ultra5 Moly #1	Cat Ultra5 Moly #2	Cat Advanced 3 Moly	Cat Arctic Platinum	Cat Desert Gold	Cat Multipurpose	Hammer Paste
Current Cat Product Name	Cat Extreme Application Grease 1	Cat Extreme Application Grease 2	Cat Prime Application Grease	Cat Extreme Application Grease - Arctic	Cat Extreme Application Grease - Desert	Cat Utility Grease	
Grade (NLGI)	1	2	2	0	2	2	2
Melting point (deg C)	260	260	260	230	280	260	230
Ambient Temperature (deg C)	-35 to +40	-30 to +50	-20 to +40	-35 to +40	-30 to +50	-30 to +40	-20 to +1100
Base Oil Type	Mineral	Mineral	Mineral	Semi-Synthetic	Mineral	Mineral	Mineral
Color	Dark Gray	Dark Gray	Dark Gray	Dark Gray	Dark Gray	Blue	Bronze
Cartridge (390 g / 14 oz)	452-5996	452-6001	452-6006	508-2184	452-6016	452-6011	130-6951 (standard) 317-8491 (autolube)
Plastic Pail (5 kg / 11 lb)	—	—	—	—	—	—	133-8807
Plastic Pail (16 kg / 35 lb)	452-5999	452-6004	452-6009	508-2187	452-6019	452-6014	—
Keg (55 kg / 120 lb)	452-5998	452-6003	452-6008	508-2186	452-6018	452-6013	—
Drum (180 kg / 400 lb)	452-5997	452-6002	452-6007	508-2185	452-6017	452-6012	—



PLANNED MAINTENANCE KITS

Small Wheel Loader		Every 500 Hours					Every 1,000 Hours				
		Engine Oil/Filter Change		Lubricate Machine	Fuel Filter Change		Alternator Air (if equipped)	Engine Air Filter		Cabin Air	
Sales Model	Serial Number Prefix	Filter Element	Oil Qty (L) DEO-ULS™	Prime Application Grease	Primary Element	Secondary Element	Foam Element	Primary Element	Secondary Element	Fresh Air Element	Recirculating Element
924K	PWR	462-1171	20	452-6006	479-4131	360-8960	364-8305	222-9020	222-9021	365-7606	353-5058
930K	RHN	462-1171	20	452-6006	479-4131	360-8960	364-8305	222-9020	222-9021	365-7606	353-5058
938K	SWL	462-1171	20	452-6006	479-4131	360-8960	364-8305	222-9020	222-9021	365-7606	353-5058



Small Wheel Loader		Every 1,500 Hours	Every 2,000 Hours											
		Engine Crankcase	Hydraulic Tank	Hydraulic Filter Change*			Transmission Oil Change			Front Differential Oil Change		Rear Differential Oil Change		Serpentine Belt
Sales Model	Serial Number Prefix	Breather Element	Breather	Filter Element	O-Ring	O-Ring	Filter Change	Oil Qty (L) TDTO	Seal	Oil Qty (L)	Additive	Oil Qty (L)	Additive	Belt
924K	PWR	352-6008	258-2829	348-1861	095-1671	6V-5048	144-6691	8.5	(2) 3K-0360	24 (L) TDTO	1U-9891	24 (L) TDTO	1U-9891	350-8742
930K	RHN	352-6008	258-2829	348-1861	095-1671	6V-5048	144-6691	8.5	(2) 3K-0360	27 (L) TDTO	1U-9891	27 (L) TDTO	1U-9891	350-8742
938K	SWL	352-6008	258-2829	348-1861	095-1671	6V-5048	144-6691	11	(2) 3K-0360	35 (L) MTO	–	35 (L) MTO	–	350-8742

Small Wheel Loader		Every 6,000 Hours			Every 12,000 Hours
		Cat Extended Life Coolant Extender		Hydraulic Oil Change	Cat Extended Life Coolant Change
Sales Model	Serial Number Prefix	Bottle (0.9 L)	Required Qty (L)	Hydo Advanced Qty (L)	Coolant Qty (L)
924K	PWR	119-5152	0.6	90	32
930K	RHN	119-5152	0.6	90	32
938K	SWL	119-5152	0.7	90	34

All maintenance requirements should be performed at the specified interval, even when it aligns with another maintenance cycle. At 12,000 hours, maintenance cycles from 6,000 hours, 2,000 hours, 1,500 hours, 1,000 hours and 500 hours should also be addressed.



COMMON GROUND ENGAGING TOOLS K Series

Tips	J250	Tips	J250
General Duty (Long)	1U-3252	Adapter (RH)	6I-9251
Penetration	9J-4259	8 x 3 inch Bolts	4F-4042 (QTY 2)
Heavy Abrasion	9N-4253	8 x 3.25 inch Bolts	4J-9058 (QTY 2)
Heavy Duty	9N-4252	8 x 3.75 inch Bolts	8J-2928 (QTY 12)
Wide	208-5254	Nuts (Full)	2J-3507 (QTY 4)
Sharp Corner	9W-8258	Nuts	8J-2933 (QTY 12)
Sharp Center	9W-8259	Set of 8 Bolt-on Adapters (Includes Hardware)	116-9713
Twin Sharp	135-8258	Set of 8 Long Tips (Does Not Include Hardware)	9W-8142
Short	1U-3251	Set of 8 Short Tips (Does not Include Hardware)	9W-8143
Pin	132-4763	Corner Guard (RH)*	253-0060
Retainer	149-5733	Corner Guard (LH)*	253-0061
Adapter (CTR)	1U-0257 (QTY 6)	Bolt	4F-4042
Adapter (LH)	6I-9250	Nut	2J-3507

*Not for Light Material Buckets

Cutting Edges	Bucket Width		
	2550mm / 8'4"	2750mm / 9'0"	3060mm / 10'0"
Standard 4 Piece Cutting Edge			
Standard	8E-4567* (QTY 2)	110-4711* (QTY 2)	1U-0593* (QTY 2)
End	4T-8091* (QTY 2)	4T-8091* (QTY 2)	233-1852* (Right) 233-1853* (Left)
4 Piece Bolt-On Edge (Includes Standard and End Edges)	8E-4566	345-2758	—
Standard 3 Piece Cutting Edge			
Standard (Center)	472-1464*	472-1467*	472-1470*
End	472-1463* (QTY 2)	472-1466* (QTY 2)	472-1469* (QTY 2)
4 Piece Bolt-On Edge (Includes Standard and End Edges)	472-1465	472-1468	472-1471
Segmented Cutting Edge (For use with Adapters and Tips)*			
Segmented	8E-4569 (QTY 7)	4T-6695 (QTY 7)	—
Abrasion Resistant Material (For use with Abrasive Materials)			
ARM (RH)	135-6728	123-9195	123-0336
ARM (LH)	135-6729	123-9196	123-0337
ARM (RH end)	9W-3481	9W-3481	9W-3477
ARM (LH end)	9W-3482	9W-3482	9W-3478
Hardware (For use with all Cutting Edges)			
Bolts	1J-5607 (QTY 10, 14 for Segmented)	1J-5607 (QTY 10, 14 for Segmented)	5P-8823 (QTY 12)
Nuts	2J-3507 (QTY 10, 14 for Segmented)	2J-3507 (QTY 10, 14 for Segmented)	3K-9770 (QTY 12)
Rubber Edge			
2 Piece Bolt-On Rubber Edge	251-5418	444-1522	398-6760

*These part numbers do not include hardware

MIRRORS, LIGHTS AND FUSES K Series

Description	Part Number	Quantity
Mirror (Heated)	351-9089	2
Mirror (Heated and Adjustable)	366-7806	2
Mirror (Interior)	275-5588	2

Lights	Part Number	Quantity
Lamp 12V (Dome)	259-1286	1
Dome Light Assembly (Standard)	107-6032	2
Dome Light Assembly (LED)	347-0794	2
Rear Bezel Light (Complete)	325-4471	2
Rear Bezel (Lamp Only)	351-9918	2
Flood Lamp Cab (Front and Rear)	339-3505	4
Flood Lamp Cab (Lamp Only)	351-9918	4
Flood Lamp Cab (HID Front Complete)	324-3740	2
Flood Lamp Cab (HID Front Lamp Only)	290-8160	2
Head Lamp (Right Complete)	344-3455	1
Head Lamp (Left Complete)	344-3456	1
Head Lamp Dipped (Right Complete)	344-3457	1
Head Lamp Dipped (Left Complete)	344-3458	1
Head Lamp Component (High/Low Beam Lamp Only)	9X-3465	2
Head Lamp Component (Flood Lamp Only)	130-3515	2
Head Lamp Component (Turn Signal Lamp Only)	242-0588	2
Head Lamp Component (Headlight Lens Only)	444-6523	2
Head Lamp Component (Turn Signal Left/Right Lens Only)	228-6052	2

Fuses	Part Number
10 amp Mini	113-8490
15 amp Mini	113-8491
20 amp Mini	113-8492
30 amp Mini	124-3548

CAB GLASS AND ACCESSORIES K Series

Description	Part Number
Wiper Blade (Front)	189-8610
Wiper Blade (Rear)	8Y-4615
Windshield (Top)	341-9901
Windshield (Bottom RH)	371-7926
Windshield (Bottom LH)	371-7925
Glass (LH Side)	341-9902
Door Glass (Lower)	341-9754
Door Window (Assembly)	341-9755
Door Window (Upper Fixed)	341-9793
Door Window (Upper Sliding)	341-9794
Door Window (Lower Fixed)	341-9795
Window Assembly (RH Side)	341-9725

Description	Part Number
Window Sliding (RH Side)	341-9731
Window Fixed (RH Side)	341-9730
Rear Glass	341-9903
Seat Belt (2"/3")	241-6149
Cab Grab Handle	341-9742
Washer Bottle Cover	491-7342
Decal for Cover	360-1858
Ladder Plate (LH)	339-6744
Ladder Plate (RH)	339-6749
Individual Ladder Steps	454-7800
Ladder Mounting Bracket	339-6745

BATTERIES K Series

Description	Part Number	Quantity
Standard	115-2422	2
Heavy Duty	115-2422	4



ENGINE PARTS K Series

Description	Part Number	Quantity
Engine Belt	350-8742	1
Alternator Assembly (115 amp)	385-1812	1
Alternator Assembly (150 amp)	272-1889	1
Fuel Injector Assembly	370-7282	6
Fuel Injection Pump Assembly	368-9041	1
Water Pump Assembly	397-5684	1
Starter Motor	354-5671	1
Turbocharger Group	465-2871	1
Thermostat – Engine Coolant with Integrated Gasket	497-3990	1
Thermostat – Plug Seal	367-8509	1

QUICK DISCONNECTS K Series

Description	Part Number
Quick Disconnect Coupling – Male	241-6189
Quick Disconnect Coupling – Female	241-6190
Conversion Kit to Twist to Connect	441-4005
Quick Disconnect Coupling – Male Twist to Connect	439-1589
Quick Disconnect Coupling – Female Twist to Connect	439-1588

BUILT FOR IT.™

AEXQ2070-03_NA_Europe_ANZP

July 2018

© 2018 Caterpillar. All Rights Reserved. CAT, CATERPILLAR, BUILT FOR IT, their respective logos, "Caterpillar Yellow," the "Power Edge" trade dress, as well as corporate and product identity used herein, are trademarks of Caterpillar and may not be used without permission.

